



**CTS (NINGBO) TESTING SERVICE TECHNOLOGY
INTERNATIONAL**

OPERATE ACCORDING TO ISO/IEC 17025

EMC TEST REPORT

TEST REPORT NUMBER : CNB3130529-00883-E



**CTS (Ningbo) Testing Service Technology Co., Ltd.
2/F., South Tower, Huoju Building, No.181, Canghai Road,
Jiangdong Science and Technology Park, Ningbo, Zhejiang, China**



TEST REPORT EN 55015:2006+A1:2007+A2:2009 Limits and methods of measurements of radio disturbance characteristics of electrical lighting and similar equipment. EN 61547:2009 Equipment for general lighting purposes-EMC immunity requirements.	
Report Reference No. CNB3130529-00883-E Date of issue 05 June 2013	
Testing Laboratory Name CTS (Ningbo) Testing Service Technology Co., Ltd. Address GZ test site:Building F, Dachuang industrial park, No.379, Zhongshan Dadao, Guangzhou, China. Testing location/ procedure Full application of Harmonised standards <input checked="" type="checkbox"/> Partial application of Harmonised standards <input type="checkbox"/> Other standard testing method <input type="checkbox"/>	
Applicant's name Address	
Test specification: Standard EN 55015: 2006+A1: 2007+A2:2009, EN 61547: 2009 Test Report Form No. CTSEMC-1.0 TRF Originator CTS (Ningbo) Testing Service Technology Co., Ltd. Master TRF Dated 2009-01	
CTS (Ningbo) Testing Service Technology Co., Ltd. All rights reserved. This publication may be reproduced in whole or in part for non-commercial purposes as long as the CTS (Ningbo) Testing Service Technology Co., Ltd. is acknowledged as copyright owner and source of the material. CTS (Ningbo) Testing Service Technology Co., Ltd. takes no responsibility for and will not assume liability for damages resulting from the reader's interpretation of the reproduced material due to its placement and context.	
Test item description TORCH Trade Mark / Manufacturer / Model/Type reference P513.272 Ratings Battery 3*1.5V Result PASSED	

Compiled by:

Kate zhang /File administrators

Supervised by:

Duke yang / Technique principal

Approved by:

Vincent yao / Manager

Copyright of this report is owned by Centre of Testing Service and may not be reproduced other than in full except with the written approval of the issuing Company.

CTS (Ningbo) Testing Service Technology Co., Ltd.

2/F., South Tower, Huoju Building, No.181, Canghai Road, Jiangdong Science and Technology Park, Ningbo, Zhejiang, China

Tel: +86-20-85543113 (32 lines)

Fax: +86-20-38780406

Complaint line: +86-20-85533471

E-mail: cts@cts-lab.com.cn

See Reverse For Terms And Conditions of Service

EMC -- TEST REPORT**Test Report No. : CNB3130529-00883-E**05 June 2013
Date of issue

Type / Model..... P513.272

EUT..... TORCH

Applicant.....

Address.....

Telephone.....

Fax..... /

Contact.....

Manufacturer..... /

Address..... /

Telephone..... /

Fax..... /

Contact..... /

Factory..... /

Address..... /

Telephone..... /

Fax..... /

Contact..... /

The test report merely corresponds to the test sample.

It is not permitted to copy extracts of these test result without the written permission of the test laboratory.

Copyright of this report is owned by Centre of Testing Service and may not be reproduced other than in full except with the written approval of the issuing Company.

CTS (Ningbo) Testing Service Technology Co., Ltd.

2/F., South Tower, Huoju Building, No.181, Canghai Road, Jiangdong Science and Technology Park, Ningbo, Zhejiang, China

Tel: +86-20-85543113 (32 lines)

Fax: +86-20-38780406

Complaint line: +86-20-85533471

E-mail: cts@cts-lab.com.cn

See Reverse For Terms And Conditions of Service

TABLE OF CONTENTS

Description	Page
1 TEST STANDARDS	4
2 SUMMARY	4
2.1 GENERAL REMARKS	4
2.2 FINAL ASSESSMENT	4
3 EQUIPMENT UNDER TEST	5
3.1 Power supply system utilised	5
3.2 Short description of the Equipment under Test (EUT)	5
3.3 EUT operation mode	5
3.4 EUT configuration	6
3.5 Performance level	6
3.6 Definition related to the performance level	6
4 TEST ENVIRONMENT	7
4.1 Address of the test laboratory	7
4.2 Test facility	7
4.3 Environmental conditions	7
4.4 Definitions of symbols used in this test report	7
4.5 Statement of the measurement uncertainty	7
4.6 Measurement Uncertainty	8
4.7 Test Description	8
5 TEST CONDITIONS AND RESULTS	9
5.1 Radiated disturbance (magnetic field)	9
5.2 Radiated disturbance (Electric field)	14
5.3 Electrostatic discharge	18
5.4 Radiated, radio-frequency, electromagnetic field	20
5.5 Power frequency magnetic field	22
6 USED TEST EQUIPMENT	24
7 TEST PHOTOGRAPHS	25
7.1. Photo of radiated emission measurement (R.E. Magnetic field)	25
7.2. Photo of radiated emission measurement (R.E. Electric field)	25
7.3. Photo of electrostatic discharge Immunity measurement (E.S.D.)	25
7.4. Photo of RF field strength Immunity measurement (R.S.)	26
7.5. Photo of PFM field immunity measurement (P.F.M.F.)	26
8 EXTERNAL AND INTERNAL PHOTOS OF THE EUT	27
9 Manufacturer/ Approval holder Declaration	30

Copyright of this report is owned by Centre of Testing Service and may not be reproduced other than in full except with the written approval of the issuing Company.

CTS (Ningbo) Testing Service Technology Co., Ltd.

2/F., South Tower, Huojia Building, No.181, Canghai Road, Jiangdong Science and Technology Park, Ningbo, Zhejiang, China

Tel: +86-20-85543113 (32 lines)

Fax: +86-20-38780406

Complaint line: +86-20-85533471

E-mail: cts@cts-lab.com.cn

See Reverse For Terms And Conditions of Service

1 TEST STANDARDS

The tests were performed according to following standards:

[EN 55015:2006+A1:2007+A2:2009](#) Limits and methods of measurements of radio disturbance characteristics of electrical lighting and similar equipment.

[EN 61547:2009](#) Equipment for general lighting purposes-EMC immunity requirements.

2 SUMMARY

2.1 GENERAL REMARKS

Date of receipt of test sample	03 June 2013
Testing commenced on	03-05 June 2013
Testing concluded on	05 June 2013

2.2 FINAL ASSESSMENT

The EMC requirements pertaining to the technical standards and tested operation modes are

☒ - fulfilled.

☐ - **not** fulfilled.

The equipment under test

☒ - fulfils the EMC requirements cited on page 1.

☐ - **does not** fulfil the EMC requirements cited on page 1.

3 EQUIPMENT UNDER TEST

3.1 Power supply system utilised

Power supply voltage: ☒ Battery 1.5*3V
☐ Others

3.2 Short description of the Equipment under Test (EUT)

Number of tested samples: 1
Serial number: Prototype

3.3 EUT operation mode

The equipment under test was operated during the measurement under the following conditions:

☒ – Normal

Operating Mode: Normal

Emissions tests.....: According to EN 55015,, searching for the highest disturbance.

Immunity tests: According to EN 61547, searching for the highest susceptibility.

3.4 EUT configuration

(The CDF filled by the applicant can be viewed at the test laboratory.)

The following peripheral devices and interface cables were connected during the measurement:

Not Applicable

3.5 Performance level

The test results shall be classified in terms of the loss of function or degradation of performance of the equipment under test, relative to a performance level defined by its manufacturer or the requestor of the test, or agreed between the manufacturer and the purchaser of the product.

3.6 Definition related to the performance level

- ☒ based on the used product standard
- ☐ based on the declaration of the manufacturer, requestor or purchaser

Criterion A:

Definition: normal performance within limits specified by the manufacturer, requestor or purchaser:

Criterion B:

Definition: temporary loss of function or degradation of performance which ceases after the disturbance ceases, and from which the equipment under test recovers its normal performance, without operator intervention:

Criterion C:

Definition: temporary loss of function or degradation of performance, the correction of which requires operator intervention:

Criterion D:

Definition: loss of function or degradation of performance, which is not recoverable, owing to damage to hardware or software, or loss of data:

4 TEST ENVIRONMENT

4.1 Address of the test laboratory

GZ test site; Building F, Dachuang industrial park, No.379, Zhongshan Dadao, Guangzhou, China

Tel: +86-20-85543113 (32 lines)

Fax: +86-20-38780406

4.2 Test facility

The test facility is recognized, certified, or accredited by the following organizations:

CNAS-Lab Code: L3394

CTS (Ningbo) Testing Service Technology Co., Ltd. Has been assessed and proved to be in compliance with CNAS-CL01: 2006 Accreditation Criteria for Testing and Calibration Laboratories (identical to ISO/IEC 17025: 2005 General Requirements) for the Competence of Testing and Calibration Laboratories.

IC-Registration No.: 8374A

The 3m Alternate Test Site of CTS (Ningbo) Testing Service Technology Co., Ltd. Has been registered by Certification and Engineering Bureau of Industry Canada for the performance of radiated measurements with Registration No. 8374A on June 06, 2011 .

FCC-Registration No.: 971995

CTS (Ningbo) Testing Service Technology Co., Ltd., EMC Laboratory has been registered and fully described in a report filed with the FCC (Federal Communications Commission). The acceptance letter from the FCC is maintained in our files. Registration No.971995, July 13, 2012.

4.3 Environmental conditions

During the measurement the environmental conditions were within the listed ranges:

Temperature:	15~35 ° C
Humidity:	25~75 %
Atmospheric pressure:	86~106 kPa

4.4 Definitions of symbols used in this test report

- - The black square indicates that the listed condition, standard or equipment is applicable for this report.
- - The empty square indicates that the listed condition, standard or equipment is **not** applicable for this report.

4.5 Statement of the measurement uncertainty

The data and results referenced in this document are true and accurate. The reader is cautioned that there may be errors within the calibration limits of the equipment and facilities. The measurement uncertainty was calculated for all measurements listed in this test report acc. To CISPR 16 – 4 “Specification for radio disturbance and immunity measuring apparatus and methods – Part 4: Uncertainty in EMC Measurements” and is documented in the CTS quality system acc. To DIN EN ISO/IEC 17025. Furthermore, component and process variability of devices similar to that tested may result in additional deviation. The manufacturer has the sole responsibility of continued compliance of the device.

Copyright of this report is owned by Centre of Testing Service and may not be reproduced other than in full except with the written approval of the issuing Company.

CTS (Ningbo) Testing Service Technology Co., Ltd.

2/F., South Tower, Huoju Building, No.181, Canghai Road, Jiangdong Science and Technology Park, Ningbo, Zhejiang, China

Tel: +86-20-85543113 (32 lines)

Fax: +86-20-38780406

Complaint line: +86-20-85533471

E-mail: cts@cts-lab.com.cn

See Reverse For Terms And Conditions of Service

4.6 Measurement Uncertainty

Test Item	Frequency Range	Uncertainty	Note
Conduction disturbance	150kHz~30MHz	$\pm 1.22\text{dB}$	(1)
Power disturbance	30MHz~300MHz	$\pm 1.38\text{dB}$	(1)
Radiation emission (3m)	30MHz~300MHz	$\pm 3.14\text{dB}$	(1)
	300MHz~1000MHz	$\pm 3.18\text{dB}$	(1)

- (1) This uncertainty represents an expanded uncertainty expressed at approximately the 95% confidence level using a coverage factor of $k=2$.
- (2) The actual EUT tested items in this test report, only applies to this "measurement uncertainty" in part / all of the corresponding data.

4.7 Test Description

4.7.1 Description of Standards and Results

EMISSION			
Description of Test Item	Standard	Limits	Results
Conducted disturbance	EN 55015: 2006+A1: 2007+A2:2009	-----	N/A
Radiated Disturbance (Magnetic)	EN 55015: 2006+A1: 2007+A2:2009	-----	PASS
Radiated Disturbance (Electric)	EN 55015: 2006+A1: 2007+A2:2009	-----	PASS
Harmonic current emissions	EN 61000-3-2: 2006+A2:2009	Class C	N/A
Voltage fluctuations & flicker	EN 61000-3-3: 2008	-----	N/A
IMMUNITY (EN 61547: 2009)			
Description of Test Item	Basic Standard	Performance Criteria	Results
Electrostatic discharge (ESD)	IEC 61000-4-2: 2008	B	PASS
Radio-frequency, Continuous radiated disturbance	IEC 61000-4-3:2006 +A1:2007+A2:2010	A	PASS
Electrical fast transient (EFT)	IEC 61000-4-4:2012	B	N/A
Surge	IEC 61000-4-5: 2005	B	N/A
Radio-frequency, Continuous conducted disturbance	IEC 61000-4-6: 2008	A	N/A
Power frequency magnetic field	IEC 61000-4-8: 2009	A	PASS
Voltage dips and interruptions	IEC 61000-4-11: 2004	B&C	N/A
N/A is an abbreviation for Not Applicable.			

Copyright of this report is owned by Centre of Testing Service and may not be reproduced other than in full except with the written approval of the issuing Company.

CTS (Ningbo) Testing Service Technology Co., Ltd.

2/F., South Tower, Huoju Building, No.181, Canghai Road, Jiangdong Science and Technology Park, Ningbo, Zhejiang, China

Tel: +86-20-85543113 (32 lines)

Fax: +86-20-38780406

Complaint line: +86-20-85533471

E-mail: cts@cts-lab.com.cn

See Reverse For Terms And Conditions of Service

5 TEST CONDITIONS AND RESULTS

5.1 Radiated disturbance (magnetic field)

For test instruments and accessories used see section 6 part 6.1.

5.1.2 Description of the test location

Test location : Shielded room

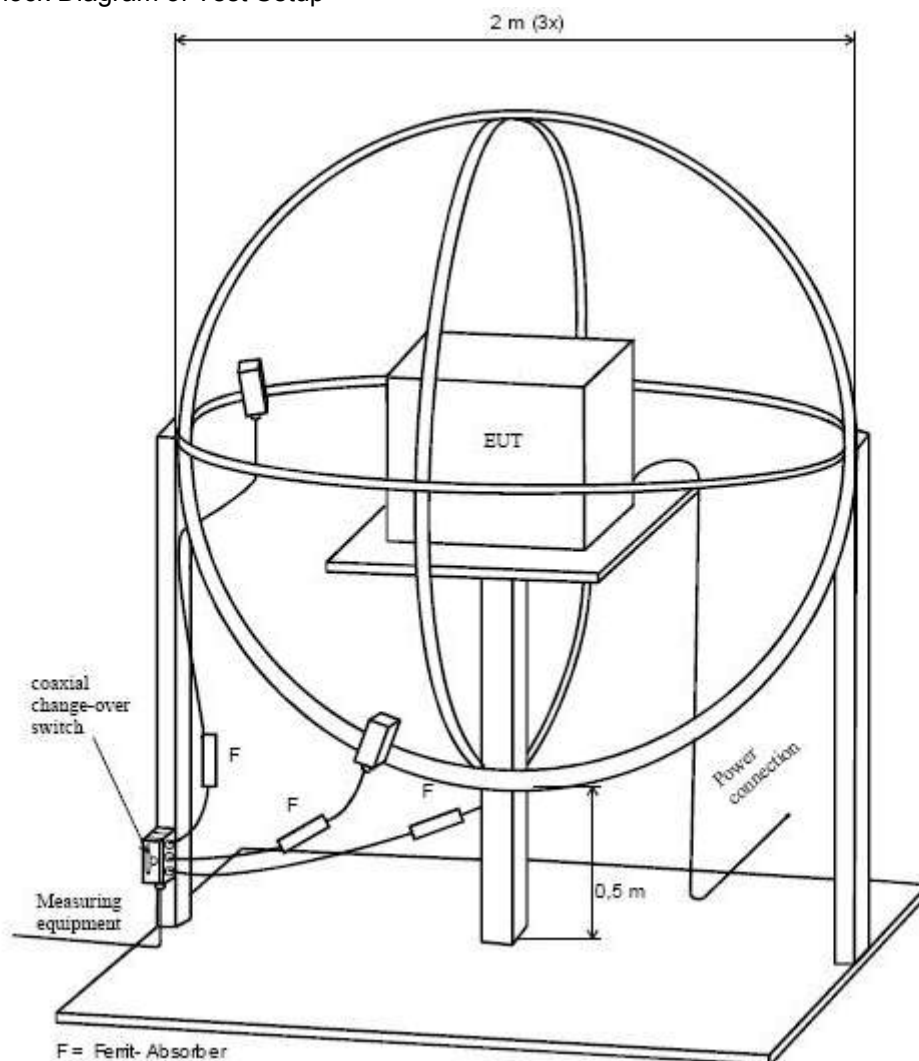
Test disturbance: 2 Meter

5.1.2 Description of the test set-up

5.1.2.1 Operating Condition

The EUT is engraving during the test, and the results of the maximum emanation are recorded

5.1.2.2 Block Diagram of Test Setup



Copyright of this report is owned by Centre of Testing Service and may not be reproduced other than in full except with the written approval of the issuing Company.

CTS (Ningbo) Testing Service Technology Co., Ltd.

2/F., South Tower, Huoju Building, No.181, Canghai Road, Jiangdong Science and Technology Park, Ningbo, Zhejiang, China

Tel: +86-20-85543113 (32 lines)

Fax: +86-20-38780406

Complaint line: +86-20-85533471

E-mail: cts@cts-lab.com.cn

See Reverse For Terms And Conditions of Service

5.1.3 Limits of disturbance

Frequency	Limits for loop diameter (dB μ A)	
	2m	
9kHz ~ 70kHz	88	
70kHz ~ 150kHz	88 ~ 58*	
150kHz ~ 3.0MHz	58 ~ 22*	
3.0MHz ~ 30MHz	22	

Note: (1) The tighter limit shall apply at the edge between two frequency bands.

(2) Distance refers to the distance in meters between the test instrument antenna and the closest point of any part of the E.U.T.

5.1.4 Test result

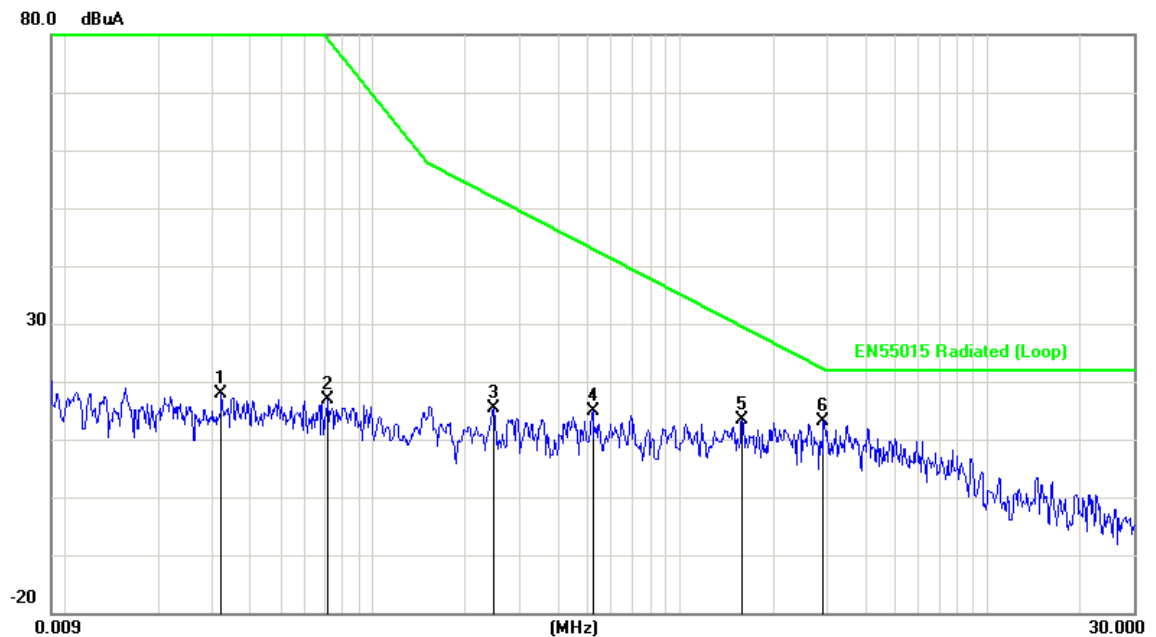
The requirements are	Fulfilled
Band width	9kHz
Frequency range	9kHz – 30 MHz
Min. Limit margin MHz	>9.21dB at 9kHz- 30MHz

Remarks: The limits are kept. For detailed results, please see the following page(s).

5.1.5 Test protocol

Test point:	X	Result:	■ – passed
Operation mode	Normal		□ – not passed
Remarks:			

EUT	TORCH
Operating Condition	Battery 1.5*3V
Test Condition	Ambient Temperature: 24°C Humidity: 56%
Operator	Eric
MODEL NO.	P513.272



No.	Frequency (MHz)	Factor (dB)	Reading (dBuV)	Level (dBuV/m)	Limit (dBuV/m)	Margin (dB)	Det.
1	0.0322	55.07	-37.15	17.92	88.00	-70.08	peak
2	0.0712	55.68	-38.81	16.87	87.33	-70.46	peak
3	0.2464	55.69	-40.37	15.32	52.04	-36.72	peak
4	0.5196	55.42	-40.63	14.79	43.07	-28.28	peak
5	1.5916	54.48	-41.01	13.47	29.62	-16.15	peak
6	2.9245	54.51	-41.46	13.05	22.31	-9.26	peak

Copyright of this report is owned by Centre of Testing Service and may not be reproduced other than in full except with the written approval of the issuing Company.

CTS (Ningbo) Testing Service Technology Co., Ltd.

2/F., South Tower, Huoju Building, No.181, Canghai Road, Jiangdong Science and Technology Park, Ningbo, Zhejiang, China

Tel: +86-20-85543113 (32 lines)

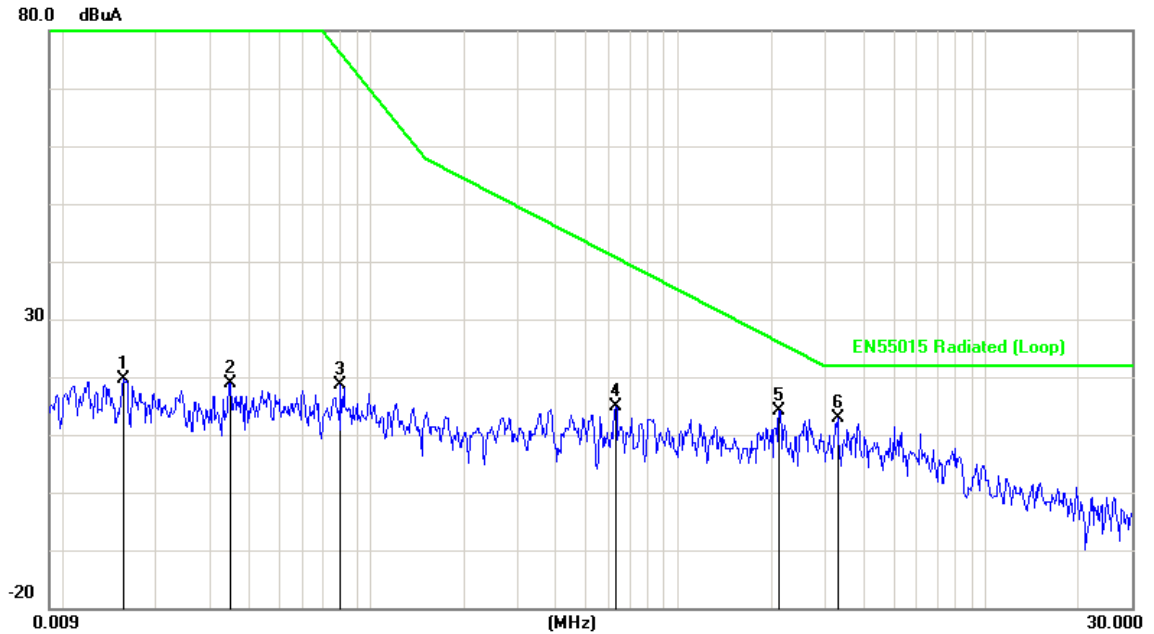
Fax: +86-20-38780406

Complaint line: +86-20-85533471

E-mail: cts@cts-lab.com.cn

See Reverse For Terms And Conditions of Service

Test point:	Y	Result:	■ – passed
Operation mode	Normal		□ – not passed
Remarks:			



No.	Frequency (MHz)	Factor (dB)	Reading (dBuV)	Level (dBuV/m)	Limit (dBuV/m)	Margin (dB)	Det.
1	0.0156	55.36	-35.63	19.73	88.00	-68.27	peak
2	0.0346	55.85	-37.08	18.77	88.00	-69.23	peak
3	0.0798	56.99	-38.38	18.61	82.84	-64.23	peak
4	0.6262	55.20	-40.39	14.81	40.83	-26.02	peak
5	2.1314	53.54	-39.39	14.15	26.11	-11.96	peak
6	3.3029	53.50	-40.71	12.79	22.00	-9.21	peak

Copyright of this report is owned by Centre of Testing Service and may not be reproduced other than in full except with the written approval of the issuing Company.

CTS (Ningbo) Testing Service Technology Co., Ltd.

2/F., South Tower, Huoju Building, No.181, Canghai Road, Jiangdong Science and Technology Park, Ningbo, Zhejiang, China

Tel: +86-20-85543113 (32 lines)

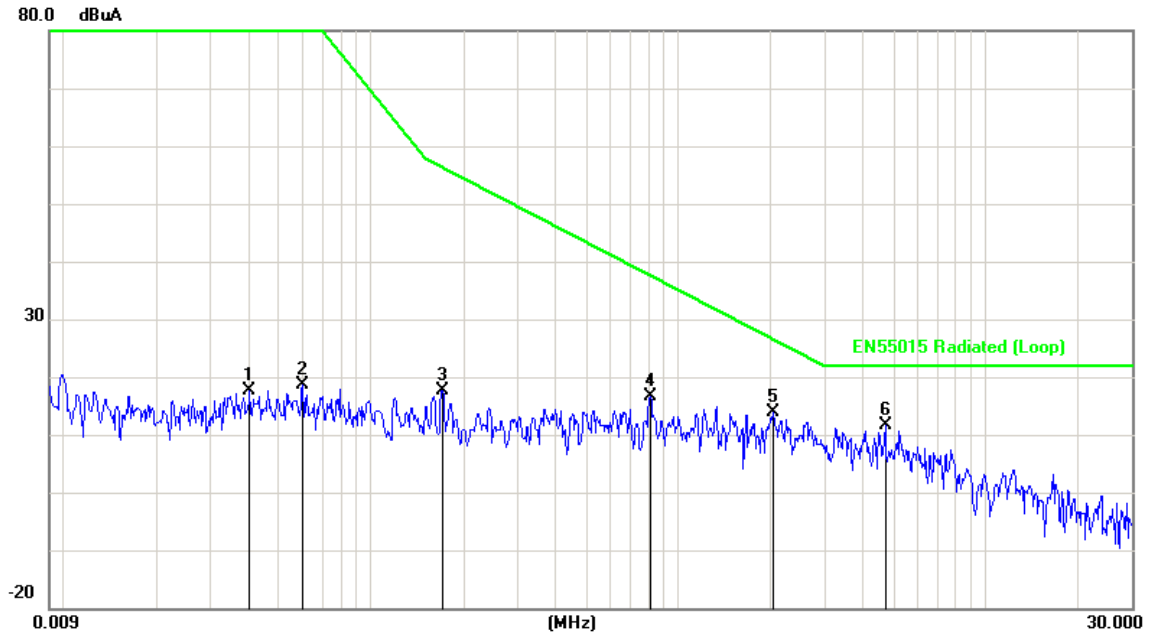
Fax: +86-20-38780406

Complaint line: +86-20-85533471

E-mail: cts@cts-lab.com.cn

See Reverse For Terms And Conditions of Service

Test point:	Z	Result:	■ – passed
Operation mode	Normal		□ – not passed
Remarks:			



No.	Frequency (MHz)	Factor (dB)	Reading (dBuV)	Level (dBuV/m)	Limit (dBuV/m)	Margin (dB)	Det.
1	0.0404	56.40	-38.74	17.66	88.00	-70.34	peak
2	0.0601	57.29	-38.74	18.55	88.00	-69.45	peak
3	0.1710	56.54	-38.81	17.73	56.43	-38.70	peak
4	0.8118	56.40	-39.76	16.64	37.71	-21.07	peak
5	2.0467	55.52	-41.58	13.94	26.60	-12.66	peak
6	4.7196	52.11	-40.54	11.57	22.00	-10.43	peak

Copyright of this report is owned by Centre of Testing Service and may not be reproduced other than in full except with the written approval of the issuing Company.

CTS (Ningbo) Testing Service Technology Co., Ltd.

2/F., South Tower, Huoju Building, No.181, Canghai Road, Jiangdong Science and Technology Park, Ningbo, Zhejiang, China

Tel: +86-20-85543113 (32 lines)

Fax: +86-20-38780406

Complaint line: +86-20-85533471

E-mail: cts@cts-lab.com.cn

See Reverse For Terms And Conditions of Service

5.2 Radiated disturbance (Electric field)

For test instruments and accessories used see section 6 part 6.2.

5.2.1 Description of the test location

Test location : Semi-Anechoic chamber

Test disturbance: 3 Meter

5.2.2 Description of the test set-up

5.2.2.1 Operating Condition

The EUT is engraving during the test, and the results of the maximum emanation are recorded

5.2.2.2 Block Diagram of Test Setup



5.2.3 Limits of disturbance

Frequency (MHz)	Distance (Meters)	Field Strengths Limits (dB μ V/m)
30 ~ 230	3	40
230 ~ 300	3	47

Note: (1) The tighter limit shall apply at the edge between two frequency bands.

(2) Distance refers to the distance in meters between the test instrument antenna and the closest point of any part of the E.U.T.

5.2.4 Test result

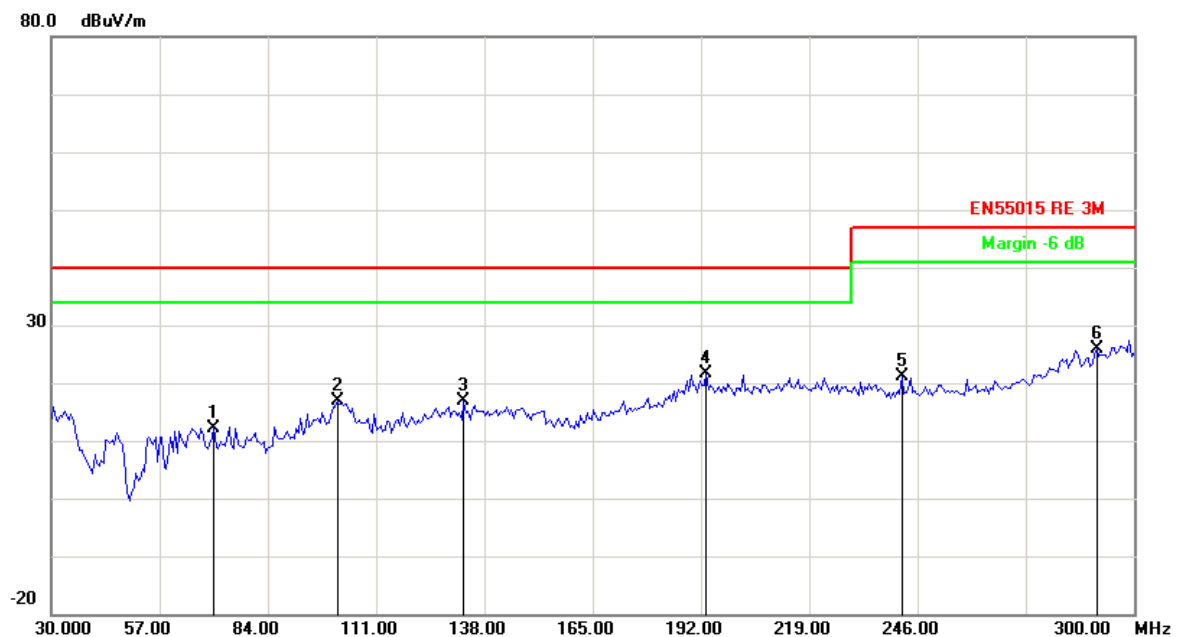
The requirements are	Fulfilled
Band width	120kHz
Frequency range	30 MHz – 300 MHz
Min. limit margin	>18.46dB at 30 – 300 MHz

Remarks: The limits are kept. For detailed results, please see the following page(s).

5.2.5 Test protocol

Test point:	Horizontal	Result:	■ – passed
Operation mode	Normal		□ – not passed
Remarks:			

EUT	TORCH
Operating Condition	Battery 1.5*3V
Test Condition	Ambient Temperature: 24°C Humidity: 56%
Operator	Eric
MODEL NO.	P513.272



No.	Frequency (MHz)	Factor (dB/m)	Reading (dBuV)	Level (dBuV/m)	Limit (dBuV/m)	Margin (dB)	Det.
1	70.5812	-22.93	35.18	12.25	40.00	-27.75	QP
2	101.4228	-22.78	39.72	16.94	40.00	-23.06	QP
3	132.8056	-16.87	33.66	16.79	40.00	-23.21	QP
4	193.4068	-12.23	33.77	21.54	40.00	-18.46	QP
5	242.1042	-13.05	34.08	21.03	47.00	-25.97	QP
6	290.8016	-6.94	32.91	25.97	47.00	-21.03	QP

Copyright of this report is owned by Centre of Testing Service and may not be reproduced other than in full except with the written approval of the issuing Company.

CTS (Ningbo) Testing Service Technology Co., Ltd.

2/F., South Tower, Huoju Building, No.181, Canghai Road, Jiangdong Science and Technology Park, Ningbo, Zhejiang, China

Tel: +86-20-85543113 (32 lines)

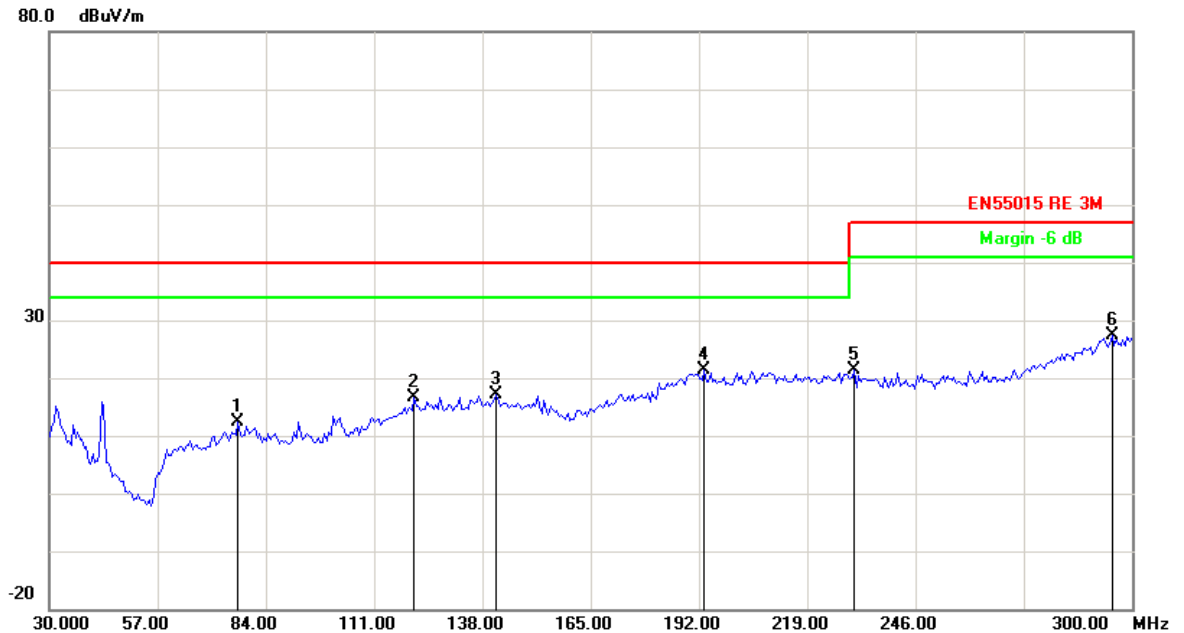
Fax: +86-20-38780406

Complaint line: +86-20-85533471

E-mail: cts@cts-lab.com.cn

See Reverse For Terms And Conditions of Service

Test point:	Vertical	Result:	■ – passed
Operation mode	Normal		□ – not passed
Remarks:			



No.	Frequency (MHz)	Factor (dB/m)	Reading (dBuV)	Level (dBuV/m)	Limit (dBuV/m)	Margin (dB)	Det.
1	77.0741	-21.43	33.82	12.39	40.00	-27.61	QP
2	120.9018	-18.03	34.69	16.66	40.00	-23.34	QP
3	141.4629	-16.52	33.74	17.22	40.00	-22.78	QP
4	193.4068	-12.23	33.66	21.43	40.00	-18.57	QP
5	230.7415	-12.40	33.74	21.34	47.00	-25.66	QP
6	295.1303	-6.30	33.74	27.44	47.00	-19.56	QP

Copyright of this report is owned by Centre of Testing Service and may not be reproduced other than in full except with the written approval of the issuing Company.

CTS (Ningbo) Testing Service Technology Co., Ltd.

2/F., South Tower, Huoju Building, No.181, Canghai Road, Jiangdong Science and Technology Park, Ningbo, Zhejiang, China

Tel: +86-20-85543113 (32 lines)

Fax: +86-20-38780406

Complaint line: +86-20-85533471

E-mail: cts@cts-lab.com.cn

See Reverse For Terms And Conditions of Service

5.3 Electrostatic discharge

For test instruments and accessories used see section 6 part 6.3.

5.3.1 Description of the test location

Test location :	Test location no. 2
Power supply:	Battery 1.5*3V
Test condition:	Ambient Temperature: 24 °C, Humidity:56%
Date of test :	03-05 June 2013
Operator :	Eric

5.3.2 Severity of levels electrostatic discharge

5.3.2.1 Severity level: Contact discharge at $\pm 4\text{KV}$ air discharge at $\pm 8\text{KV}$

Level	Test Voltage Contact Discharge (kV)	Test Voltage Air Discharge (kV)
1	2	2
2	4	4
3	6	8
4	8	15
X	Special	Special

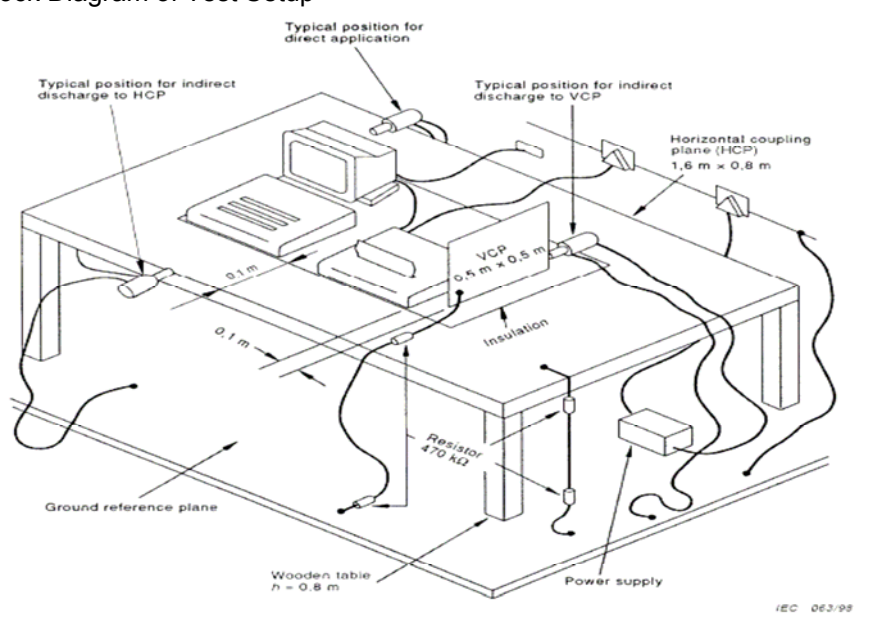
5.3.2.2 Performance criterion: B

5.3.3 Description of the test set-up

5.3.3.1 Operating Condition

The EUT is engraving during the test, and the results of the maximum emanation are recorded

5.3.3.2 Block Diagram of Test Setup



Copyright of this report is owned by Centre of Testing Service and may not be reproduced other than in full except with the written approval of the issuing Company.

CTS (Ningbo) Testing Service Technology Co., Ltd.

2/F., South Tower, Huoju Building, No.181, Canghai Road, Jiangdong Science and Technology Park, Ningbo, Zhejiang, China

Tel: +86-20-85543113 (32 lines)

Fax: +86-20-38780406

Complaint line: +86-20-85533471

E-mail: cts@cts-lab.com.cn

See Reverse For Terms And Conditions of Service

5.3.4 Test specification:

Contact discharge voltage:	■ 2 kV	■ 4 kV	
Air discharge voltage:	■ 2 kV	■ 4 kV	■ 8 kV
Discharge impedance:	■ 330 Ω / 150 pF		
Discharge factor:	■ ≥ 1 sec.		
Number of discharges:	■ ≥ 10		
Type of discharge:	Direct discharge	■ Air discharge	
		■ Contact discharge	
	Indirect discharge	■ Contact discharge	
Polarity:	■ Positive	■ Negative	
Discharge location:	■ see photo documentation of the test set-up		
	■ all external locations accessible by hand		
	■ horizontal plate (HCP)		
	■ vertical coupling plate (VCP)		

5.3.5 Test resultThe requirements are **Fulfilled**Performance Criterion: **B****Remarks:** During the test no deviation was detected to the selected operation mode(s).

5.4 Radiated, radio-frequency, electromagnetic field

For test instruments and accessories used see section 6 part 6.4.

5.4.1 Description of the test location

Test location :	GTEM chamber
Power supply:	Battery 1.5*3V
Test condition:	Ambient Temperature: 24 °C, Humidity:56%
Date of test :	03-05 June 2013
Operator :	Eric

5.4.2 Severity levels of radiated, Radio-frequency, electromagnetic field

5.4.2.1 Severity level: 3V/m

Level	Field strenght(V/m)
1	1
2	3
3	10
X	Special

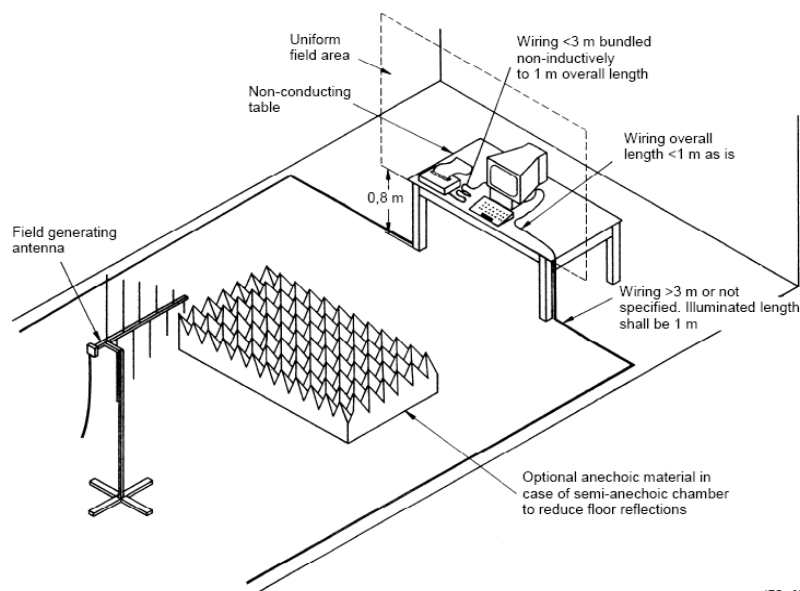
5.4.2.2 Performance criterion: A

5.4.3 Description of the test set-up

5.4.3.1 Operating Condition

The EUT is engraving during the test, and the results of the maximum emanation are recorded

5.4.3.2 Block Diagram of Test Setup



IEC 034/06

Copyright of this report is owned by Centre of Testing Service and may not be reproduced other than in full except with the written approval of the issuing Company.

CTS (Ningbo) Testing Service Technology Co., Ltd.

2/F., South Tower, Huojia Building, No.181, Canghai Road, Jiangdong Science and Technology Park, Ningbo, Zhejiang, China

Tel: +86-20-85543113 (32 lines)

Fax: +86-20-38780406

Complaint line: +86-20-85533471

E-mail: cts@cts-lab.com.cn

See Reverse For Terms And Conditions of Service

5.4.4 Test specification:

Frequency range:	■ 80 MHz to 1000 MHz
Field strength:	■ 3 V/m
EUT – antenna separation:	■ 3 m
Modulation:	■ AM: 80 % ■ sinusoidal 1000Hz
Frequency step:	■ 1 % with 3 s dwell time
Antenna polarisation:	■ horizontal ■ vertical

5.4.5 Test resultThe requirements are **Fulfilled**Performance Criterion: **A****Remarks:** During the test no deviation was detected to the selected operation mode(s).

5.5 Power frequency magnetic field

For test instruments and accessories used see section 6 part 6.5.

5.5.1 Description of the test location

Test location :	Test location no. 2
Power supply:	Battery 1.5*3V
Test condition:	Ambient Temperature: 24℃, Humidity:56%
Date of test :	03-05 June 2013
Operator :	Eric

5.5.2 Severity levels of magnetic field immunity

5.5.2.1 Severity Level: 3A/m

Level	Magnetic Field Strength (A/m)
1	1
2	3
3	10
4	30
5	100
X	Special

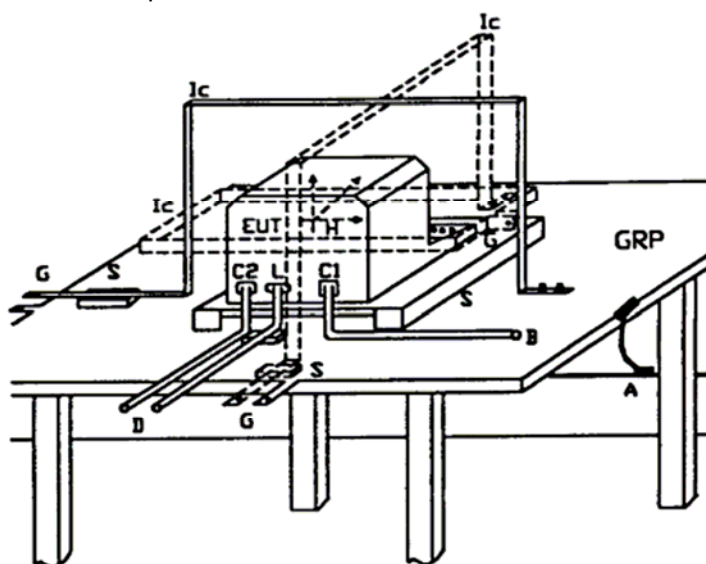
5.5.2.2 Performance Criterion: A

5.5.3 Description of the test set-up

5.5.3.1 Operating Condition

The EUT is engraving during the test, and the results of the maximum emanation are recorded

5.5.3.2 Block Diagram of Test Setup



Copyright of this report is owned by Centre of Testing Service and may not be reproduced other than in full except with the written approval of the issuing Company.

CTS (Ningbo) Testing Service Technology Co., Ltd.

2/F., South Tower, Huoju Building, No.181, Canghai Road, Jiangdong Science and Technology Park, Ningbo, Zhejiang, China

Tel: +86-20-85543113 (32 lines)

Fax: +86-20-38780406

Complaint line: +86-20-85533471

E-mail: cts@cts-lab.com.cn

See Reverse For Terms And Conditions of Service

5.5.4 Test specification:

Test frequency:	■ 50 Hz		
Continuous field:	■ 3 A/m		
Duration (Continuous field):	■ 60 s each Axis		
Short duration (1-3s):	■ 3s		
Axis:	■ x-axis	■ y-axis	■ z-axis

5.5.5 Test result

The requirements are **Fulfilled**

Performance Criterion: **A**

Remarks: During the test no deviation was detected to the selected operation mode(s).

6 USED TEST EQUIPMENT

6.1

Radiated Disturbance (Magnetic field)					
Item	Test Equipment	Manufacturer	Model No.	Serial No.	Last Cal.
1	Triple-Loop Antenna	ROHDE & SCHWARZ	HM020	100015	2012/11/20
2	EMI Test Receiver	ROHDE & SCHWARZ	ESCI	100868	2012/11/06
3	EMI Test Software	Farad	EZ-EMC	N/A	N/A

6.2

Radiated Emission(Electric field)					
Item	Test Equipment	Manufacturer	Model No.	Serial No.	Last Cal.
1	Signal analyzer	ROHDE & SCHWARZ	FSIQ26	100311	2013/03/28
2	EMI Test Receiver	ROHDE & SCHWARZ	ESVS 10	842885/001	2012/11/06
3	Biconical Antenna	ROHDE & SCHWARZ	HK116	100221	2013/03/29
4	Log per Antenna	ROHDE & SCHWARZ	HL223	100226	2013/03/29
5	Log per Antenna	ROHDE & SCHWARZ	HL050	100186	2013/03/29
6	Pre-Amplifier	EMC	EMC330	980113	2013/03/28
7	Pre-Amplifier	EMC	EMC012645	980114	2013/03/28
8	EMI Test Software	Farad	EZ-EMC	N/A	N/A

6.3

Electrostatic Discharge					
Item	Test Equipment	Manufacturer	Model No.	Serial No.	Last Cal.
1	ESD Simulator	Schlöder	SESD 200	302016	2013/03/29

6.4

RF Field Strength Susceptibility					
Item	Test Equipment	Manufacturer	Model No.	Serial No.	Last Cal.
1	Signal Generator	ROHDE & SCHWARZ	SMY 01	843215/014	2012/11/06
2	Signal Generator	ROHDE & SCHWARZ	SML03	102986	2012/11/06
3	Amplifier	KALMUS	713FC	7385-1	2012/11/06
4	Power Meter	ROHDE & SCHWARZ	NRVS	842856/049	2012/11/06
5	Field Probe	ETS	HI-6005	00075047	2012/11/14
6	RS Test Software	Farad	EZ-RS	N/A	N/A

6.5

Power Frequency Magnetic Field Susceptibility					
Item	Test Equipment	Manufacturer	Model No.	Serial No.	Last Cal.
1	Power frequency mag-field generator System	EM TEST	EMS61000-8K	409001	2012/11/20

Copyright of this report is owned by Centre of Testing Service and may not be reproduced other than in full except with the written approval of the issuing Company.

CTS (Ningbo) Testing Service Technology Co., Ltd.

2/F., South Tower, Huojia Building, No.181, Canghai Road, Jiangdong Science and Technology Park, Ningbo, Zhejiang, China

Tel: +86-20-85543113 (32 lines)

Fax: +86-20-38780406

Complaint line: +86-20-85533471

E-mail: cts@cts-lab.com.cn


See Reverse For Terms And Conditions of Service

7 TEST PHOTOGRAPHS

7.1. Photo of radiated emission measurement (R.E. Magnetic field)



7.2. Photo of radiated emission measurement (R.E. Electric field)



7.3. Photo of electrostatic discharge Immunity measurement (E.S.D.)



Copyright of this report is owned by Centre of Testing Service and may not be reproduced other than in full except with the written approval of the issuing Company.

CTS (Ningbo) Testing Service Technology Co., Ltd.

2/F., South Tower, Huojia Building, No.181, Canghai Road, Jiangdong Science and Technology Park, Ningbo, Zhejiang, China

Tel: +86-20-85543113 (32 lines)

Fax: +86-20-38780406

Complaint line: +86-20-85533471


E-mail: cts@cts-lab.com.cn

See Reverse For Terms And Conditions of Service

7.4. Photo of RF field strength Immunity measurement (R.S.)



7.5. Photo of PFM field immunity measurement (P.F.M.F.)



Copyright of this report is owned by Centre of Testing Service and may not be reproduced other than in full except with the written approval of the issuing Company.

CTS (Ningbo) Testing Service Technology Co., Ltd.

2/F., South Tower, Huoju Building, No.181, Canghai Road, Jiangdong Science and Technology Park, Ningbo, Zhejiang, China

Tel: +86-20-85543113 (32 lines)

Fax: +86-20-38780406

Complaint line: +86-20-85533471

E-mail: cts@cts-lab.com.cn

See Reverse For Terms And Conditions of Service

8 EXTERNAL AND INTERNAL PHOTOS OF THE EUT



External view 1



External view 2



External view 3

Copyright of this report is owned by Centre of Testing Service and may not be reproduced other than in full except with the written approval of the issuing Company.

CTS (Ningbo) Testing Service Technology Co., Ltd.

2/F., South Tower, Huojia Building, No.181, Canghai Road, Jiangdong Science and Technology Park, Ningbo, Zhejiang, China

Tel: +86-20-85543113 (32 lines)

Fax: +86-20-38780406


Complaint line: +86-20-85533471

E-mail: cts@cts-lab.com.cn


See Reverse For Terms And Conditions of Service



External view 4



External view 5



External view 6

Copyright of this report is owned by Centre of Testing Service and may not be reproduced other than in full except with the written approval of the issuing Company.

CTS (Ningbo) Testing Service Technology Co., Ltd.

2/F., South Tower, Huojia Building, No.181, Canghai Road, Jiangdong Science and Technology Park, Ningbo, Zhejiang, China

Tel: +86-20-85543113 (32 lines)

Fax: +86-20-38780406

Complaint line: +86-20-85533471

E-mail: cts@cts-lab.com.cn

See Reverse For Terms And Conditions of Service



Internal view

Copyright of this report is owned by Centre of Testing Service and may not be reproduced other than in full except with the written approval of the issuing Company.

CTS (Ningbo) Testing Service Technology Co., Ltd.

2/F., South Tower, Huoju Building, No.181, Canghai Road, Jiangdong Science and Technology Park, Ningbo, Zhejiang, China

Tel: +86-20-85543113 (32 lines)

Fax: +86-20-38780406

Complaint line: +86-20-85533471

E-mail: cts@cts-lab.com.cn

See Reverse For Terms And Conditions of Service

9 Manufacturer/ Approval holder Declaration

The following identical model(s):

P513.422 Target torch、P513.53* Utility light

Belong to the tested device:

Product description: **TORCH**

Model name: **P513.272**

Copyright of this report is owned by Centre of Testing Service and may not be reproduced other than in full except with the written approval of the issuing Company.

CTS (Ningbo) Testing Service Technology Co., Ltd.

2/F., South Tower, Huoju Building, No.181, Canghai Road, Jiangdong Science and Technology Park, Ningbo, Zhejiang, China

Tel: +86-20-85543113 (32 lines)

Fax: +86-20-38780406

Complaint line: +86-20-85533471

E-mail: cts@cts-lab.com.cn

See Reverse For Terms And Conditions of Service