

EU-type examination certificate

UK/0126/0027 Revision 12

Issued by:

NMO

Notified Body Number 0126

In accordance with the requirements of the Measuring Instruments Regulations 2016 (S.I. 2016 No. 1153) which implement, in the United Kingdom, Council Directive 2014/32/EU, this EU-type examination certificate has been issued to:

In respect of: Material measure of length.
accuracy class: I, II or III
nominal length and width: 10 m x 30 mm

The necessary data (principal characteristics, alterations, securing, functioning etc) for identification purposes and conditions (when applicable) are set out in the descriptive annex to this certificate.

This revision replaces previous versions of the certificate.

Issue Date: 12 July 2017
Valid Until: 31 March 2018



Grégory Glas
Technical Manager
For and on behalf of the Head of Certification Body



0135

Descriptive Annex

1 REGULATIONS

The measuring instrument in respect of which this certificate of EU type examination certificate has been issued is subject to the provisions and requirements of the Measuring Instruments Regulations 2016 (S.I. 2016 No. 1153) which implement, in the United Kingdom, Council Directive 2014/32/EU.

2 DESCRIPTION OF THE PATTERN

The pattern is a composite, retractable measure, which may be in a case. The blade is 10 m long, 30 mm wide, is made of steel and has a sliding hook at the free end. It has black markings on a yellow background protected by a clear film. The blade is graduated in millimetres throughout on both edges; half-centimetres are also marked. The centimetre intervals are numbered consecutively throughout the blade. The decimetre numbers are marked in red. The case may be any colour.

3 TECHNICAL DATA

- 3.1**
- | | | |
|-----|-----------------|------|
| (a) | Accuracy class: | I |
| (b) | Nominal length: | 10 m |
| (c) | Scale interval: | 1 mm |

4 INSCRIPTIONS

The following inscriptions are marked at the beginning of the blade:

- | | | |
|-----|--------------------------------------|--------------|
| (a) | Nominal length: | 10 m |
| (b) | Manufacturer's identification: | |
| (c) | Class of accuracy: | I |
| (d) | EC type approval certificate number: | UK 0126 0027 |

5 APPROVAL CONDITIONS

The certificate is issued subject to the following conditions.

5.1 Legends and inscriptions

5.1.1 The following markings and inscriptions are durably and legibly marked onto the blade of the tape measure:

- CE marking
- Supplementary metrology marking
- Manufacturer's name, registered trade name or registered trade mark and postal address
- Identification number of the notified body involved in the production control phase
- Information in respect of its accuracy

and, when applicable:

- Information in respect of the conditions of use
- Measuring capacity

- Identity marking (a type, batch or serial number or other element allowing their identification)
- Number of the EU-type examination certificate
- Information whether or not additional devices providing metrological results comply with the provisions of Directive 2014/32/EU on legal metrological control

The markings and inscriptions shall fulfil the requirements of Article 8, Article 21, Article 22 and Point 9 of Annex I of Directive 2014/32/EU.

5.1.2 The model of the tape measure cases are identified by the series reference RA, e.g. RA10030 (10m x 30mm).

6 LOCATION OF MARKS

6.1 The inscriptions in section 4 together with the 'CE' marking, supplementary metrology marking and notified body number are printed on the blade near the beginning.

7 ALTERNATIVES

7.1 Having alternative nominal lengths and widths of steel tape measure blade as described in Table 1 below.

Model No:	Accuracy class	Nominal Length (m)	Nominal Width (mm)
1009	I or II	1	9
2009	I or II	2	9
3009	I or II	3	9
2013	I or II	2	13
3013	I or II	3	13
2016	I or II	2	16
3016	I or II	3	16
5016	I or II	5	16
2019	I or II	2	19
3019	I or II	3	19
5019	I or II	5	19
5025	I or II	5	25
8025	I or II	8	25
1025	I or II	10	25
5027	I or II	5	27
8027	I or II	8	27
1027	I or II	10	27
8030	I or II	8	30

1030	I or II	10	30
1013	II or III	10	13
1513	II or III	15	13
2013	II or III	20	13
2513	II or III	25	13
3013	II or III	30	13
5013	II or III	50	13
1015	II or III	10	15
1515	II or III	15	15
2015	II or III	20	15
2515	II or III	25	15
3015	II or III	30	15
5015	II or III	50	15

Table 1

7.2 Having alternative model numbers identified by the series reference RB, e.g. RB10030 (10 m x 30 mm).

7.2.1 Having an alternative model of the tape measure case identified by the series reference TM, e.g. TM10030 (10 m x 30 mm).

7.2.2 Having alternative nominal lengths and widths of steel tape measure blade as described in Table 2 below.

Model No	Alternative Model No	Alternative Model No	Accuracy class	Nominal length (m)	Nominal width (mm)
RA2016	RB2016	TM2016	I or II	2	16
RA2019	RB2019	TM2019	I or II	2	19
RA3016	RB3016	TM3016	I or II	3	16
RA3019	RB3019	TM3019	I or II	3	19
RA5016	RB5016	TM5016	I or II	5	16
RA5019	RB5019	TM5019	I or II	5	19
RA5025	RB5025	TM5025	I or II	5	25
RA8025	RB8025	TM8025	I or II	8	25
RA8030	RB8030	TM8030	I or II	8	30
RA10025	RB10025	TM10025	I or II	10	25
RA10030	RB10030	TM10030	I or II	10	30

Table 2

7.2.3 The tape measure blade may be fitted into a case which is not marked with a case dimension for making internal measurements.

7.2.4 The case may be fitted with any of the following:

- blade lock
- belt clip
- wrist / carrying strap.

7.3 Having alternative models of long steel tape measure blade as detailed in Table 3 below.

Model No:	Accuracy class	Nominal Length (m)	Nominal Width (mm)
GG1013	II or III	10	13
GG1513	II or III	15	13
GG2013	II or III	20	13
GG2513	II or III	25	13
GG3013	II or III	30	13
GG5013	II or III	50	13
LWX3013	II or III	30	13
LWX5013	II or III	50	13
LWE1013	II or III	10	13
LWE2013	II or III	20	13
LWE3013	II or III	30	13
LWE5013	II or III	50	13
LWJ3013	II or III	30	13
LWJ5013	II or III	50	13
LWF1013	II or III	10	13
LWF1513	II or III	15	13
LWF2013	II or III	20	13
LWF3013	II or III	30	13
LWF5013	II or III	50	13

Table 3

7.3.1 The steel blade is graduated every half-centimetre along the top and in millimetre intervals along the bottom edge of the blade. The graduations are in black with every 10 centimetres being numbered in black, and every metre numbered in red. The centimetre intervals on the lower edge are numbered consecutively from 1 to 99, and this is repeated every 100 centimetres. The blade has a yellow, white or silver background which is protected by a clear film. The blade is terminated by a riveted reinforcing strip approximately 20 mm long. A folding steel claw is fitted to the reinforcing strip. A metal or plastic ring, which is not included in the nominal length, is attached to the blade by means of a steel hinge pin.

7.3.2 The tape measure blade may be fitted into an open reel plastic case, which may be fitted with a winding handle that can be folded.

7.3.3 The tape measure blade may be fitted into a case which is not marked with a case dimension for making internal measurements.

7.3.4 The case may be fitted with any of the following:

- blade lock
- belt clip
- wrist / carrying strap.
- winding handle that can be folded

7.4 Having alternative models of fibreglass tape measure blade (figure 3) as detailed in Table 4 below, for alternative case models (Figures 4, 15, 16 and 40).

Model No:	Accuracy class	Nominal Length (m)	Nominal Width (mm)
FGG1015	II or III	10	15
FGG1515	II or III	15	15
FGG2015	II or III	20	15
FGG2515	II or III	25	15
FGG3015	II or III	30	15
FGG5015	II or III	50	15
FWX3015	II or III	30	15
FWX5015	II or III	50	15
FWD1015	II or III	10	15
FWD2015	II or III	20	15
FWD3015	II or III	30	15
FWD5015	II or III	50	15
FWB1015	II or III	10	15
FWB2015	II or III	20	15
FWB3015	II or III	30	15
FWB5015	II or III	50	15

Table 4

7.4.1 The fibreglass blade is graduated in 2 millimetre intervals along the top edge, and on both sides of the blade. The graduations are marked in black with every 10 centimetres being numbered in black, and every metre numbered in red. The centimetre intervals are numbered consecutively from 1 to 9 and this is repeated every 10 centimetres. The blade is marked with the metre interval value every 10 centimetres, commencing at the 28 centimetre mark. The blade background is white and is protected with a clear plastic coating. The blade is terminated by a plastic ring, which can be any colour and is attached to the blade by means of a riveted steel reinforcing strip. The blade has a plastic reinforcing strip which extends to approximately the 23 cm graduation mark. The zero reference edge for any measurement using this blade is the inside edge face of the plastic ring. An image to illustrate the zero reference edge is shown in figure 56, and shall accompany each product.

7.4.2 The tape measure blade may be fitted into an open reel plastic case, which may be fitted with a winding handle that can be folded.

7.4.3 The tape measure blade may be fitted into a case which is not marked with a case dimension for making internal measurements.

7.4.4 The case may be fitted with any of the following:

- blade lock
- belt clip
- wrist / carrying strap.
- winding handle that can be folded

7.5 Having alternative nominal lengths and widths of steel tape measure blade as described in Table 5 below for alternative case models PT, PU, PX, PC and PE (Figures 5, 6, 7, 18 and 19).

PT Model No	PU Model No	PX Model No	PC Model No	PE Model No	Accuracy class	Nominal length (m)	Nominal width (mm)
PT1009	PU1009	PX1009	PC1009	PE1009	I or II	1	9
PT2009	PU2009	PX2009	PC2009	PE2009	I or II	2	9
PT3009	PU3009	PX3009	PC3009	PE3009	I or II	3	9

Table 5

7.6 Having the alternative case model PM (Figure 8), with nominal lengths and widths of steel tapes as shown in Table 5 below:

Model No	Accuracy class	Nominal length (m)	Nominal width (mm)
PM2013	I or II	2	13
PM3013	I or II	3	13

Table 6

7.7 Having a double sided steel blade with the reverse side printed as shown in Figure 9 and having nominal lengths and widths as described in Table 7:

Accuracy class	Nominal length (m)	Nominal width (mm)
I or II	2	16
I or II	3	16
I or II	3	19
I or II	5	19
I or II	5	25
I or II	8	25

Table 7

7.8 Having the alternative case model designated TC (Figure 10), with nominal lengths and widths of steel tapes as shown in Table 8 below:

Model No:	Accuracy class	Nominal length (m)	Nominal width (mm)
TC2013	I or II	2	13
TC2016	I or II	2	16
TC3013	I or II	3	13
TC3016	I or II	3	16
TC5016	I or II	5	16
TC5019	I or II	5	19
TC5025	I or II	5	25
TC8025	I or II	8	25
TC1025	I or II	10	25

Table 8

7.9 Having the alternative case model designated TW (Figure 11), with nominal lengths and widths of steel tapes as shown in Table 9 below:

Model No:	Accuracy class	Nominal length (m)	Nominal width (mm)
TW2016	I or II	2	16
TW2019	I or II	2	19
TW3016	I or II	3	16
TW3019	I or II	3	19
TW5019	I or II	5	19
TW5025	I or II	5	25
TW8025	I or II	8	25
TW1025	I or II	10	25

Table 9

7.10 Having the alternative case model designated Q (Figure 12), with nominal lengths and widths of steel tapes as shown in Table 10 below:

Model No:	Accuracy class	Nominal length (m)	Nominal width (mm)
Q2013	I or II	2	13
Q3013	I or II	3	13
Q3016	I or II	3	16
Q3019	I or II	3	19
Q5019	I or II	5	19
Q5025	I or II	5	25
Q8025	I or II	8	25
Q1025	I or II	10	25

Table 10

7.11 Having the alternative case model designated S (Figure 13), with nominal lengths and widths of steel tapes as shown in Table 11 below:

Model No:	Accuracy class	Nominal length (m)	Nominal width (mm)
S3016	I or II	3	16
S3019	I or II	3	19
S5019	I or II	5	19
S5025	I or II	5	25
S8025	I or II	8	25
S1025	I or II	10	25

Table 11

7.12 Having the alternative case model designated GP (Figure 14), with nominal lengths and widths of steel tapes as shown in Table 12 below:

Model No:	Accuracy class	Nominal length (m)	Nominal width (mm)
GP3016	I or II	3	16
GP3019	I or II	3	19
GP5019	I or II	5	19
GP5025	I or II	5	25
GP8025	I or II	8	25
GP1025	I or II	10	25

Table 12

7.13 Having alternative models of fibreglass tape measure blade (Figure 25) as detailed in Table 13 below. for alternative case models (Figures 15, 17, 26, 27 and 40)

Model No:	Accuracy class	Nominal Length (m)	Nominal Width (mm)
GD1001	II or III	10	13
GD2001	II or III	20	13
GD3001	II or III	30	13
GD5001	II or III	50	13
GD1009A	II or III	10	13
GD2009A	II or III	20	13
GD3009A	II or III	30	13
GD5009A	II or III	50	13
FWJ3013	II or III	30	13
FWJ5013	II or III	50	13
FWX3013	II or III	30	13
FWX5013	II or III	50	13
FWB1013	II or III	10	13
FWB2013	II or III	20	13
FWB3013	II or III	30	13
FWB5013	II or III	50	13
RM20013	II or III	20	13

Table 13

7.13.1 The fibreglass blade is graduated in 2 millimetre intervals along the top edge, and on both sides of the blade. The graduations are marked in black with every 10 centimetres being numbered in black, and every metre numbered in red. The centimetre intervals are numbered consecutively from 1 to 9 and this is repeated every 10 centimetres. The blade is marked with the metre interval value every 10 centimetres, commencing at the 8 centimetre mark. The blade background is white and is protected with a clear plastic coating. The blade is terminated by a hinged plastic ring, which is attached to the blade by means of a plastic moulding. The moulding also incorporates a folding steel hook. The blade has a plastic reinforcing strip which extends to approximately the 17 cm graduation mark. The zero reference point for any measurement using this blade is the inside face of the folding hook or terminal surface of the plastic moulding.

7.13.2 The tape measure blade may be fitted into an open reel plastic case, which may be fitted with a winding handle that can be folded.

7.13.3 The tape measure blade may be fitted into a case which is not marked with a case dimension for making internal measurements.

7.13.4 The case may be fitted with any of the following:

- wrist / carrying strap.
- winding handle that can be folded.

7.14 Having alternative nominal lengths and widths of steel tape measure blade as described in Table 14 below (Figures 20, 21, 22, 23 and 24).

Alternative Model No	Alternative Model No	Alternative Model No	Alternative Model No	Alternative Model No	Accuracy class	Nominal length (m)	Nominal width (mm)
DD2016	RE2016	----	TT2016	TX2016	I or II	2	16
----	----	RP2019	----	----	I or II	2	19
DD3016	RE3016	----	TT3016	TX3016	I or II	3	16
----	----	RP3019	----	----	I or II	3	19
----	----	----	TT5016	----	I or II	5	16
DD5019	RE5019	MAC RE5019	TT5019	TX5019	I or II	5	19
DD5025	RE5025	RP5025	TT5025	TX5025	I or II	5	25
DD8025	RE8025	RP8025	TT8025	TX8025	I or II	8	25
DD10025	RE10025	----	----	TX10025	I or II	10	25

Table 14

7.15 Having the alternative case model designated RM (Figure 28), with nominal lengths and widths of steel tapes as shown in Table 14 below:

Model No:	Accuracy class	Nominal length (m)	Nominal width (mm)
RM2016	I or II	2	16
RM3016	I or II	3	16
RM5019	I or II	5	19
RM5025	I or II	5	25
RM8025	I or II	8	25
RM10025	I or II	10	25
RM10030	I or II	10	30


Table 15

7.16 Having a double sided steel blade with the reverse side printed as shown in Figure 29, and having nominal lengths and widths as described in Table 16:

Model No:	Accuracy class	Nominal length (m)	Nominal width (mm)
0-33-299	II or III	5	19
0-33-301	II or III	8	25

Table 16

7.16.1 The accuracy class marked on the front face is II, and on the rear face is III.

7.16.2 The blades have the following marking:  which is in addition to the manufacturer's identification (see section 4), marked on the tape blade and is the ID of: Stanley Black and Decker - Construction DIY Div. 480 Myrtle Street, New Britain, CT 06053 USA.

7.16.2.1 This mark may also be printed onto the case (Figure 30) of the tape measure, which is not marked with a case dimension for making internal measurements.

7.17 Having alternative nominal lengths and widths of steel tape measure blade, as described in Table 17 below, with the alternative case models designated RG and RJ (Figures 31 & 32) which are not marked with a case dimension for making internal measurements.

Model No:	Accuracy class	Nominal length (m)	Nominal width (mm)
RG2019	I or II	2	19
RG3019	I or II	3	19
RG5025	I or II	5	25
RG5027	I or II	5	27
RG8027	I or II	8	27
RG10027	I or II	10	27
RJ2019	I or II	2	19
RJ3019	I or II	3	19
RJ5025	I or II	5	25
RJ5027	I or II	5	27
RJ8027	I or II	8	27
RJ10027	I or II	10	27

Table 17

7.18 Having alternative models of dual scale steel tape measure blades, (Figure 34) as detailed in Table 18 below.

Model No:	Accuracy class	Nominal Length	Nominal Width (mm)
RL3013	II or III	3m / 10ft	12.5
RL3016	II or III	3m / 10ft	16
RL3516	II or III	3.5m/12ft	16
RL3513	II or III	3.5m / 12ft	12.5
RL5019	II or III	5m / 16ft	19
RL5025	II or III	5m / 16ft	25
RQ5027	II or III	5m / 16ft	27
RL8025	II or III	8m / 26ft	25
RQ8027	II or III	8m / 26ft	27
RL10025	II or III	10m / 33ft	25
RQ10027	II or III	10m / 33ft	27

Table 18

7.18.1 The steel blade is graduated in 1 millimetre intervals along the bottom edge. The top edge has a scale with imperial graduations. The imperial graduations have been taken in to consideration as 'supplementary indications'. Approval under this Certification is limited to the metric graduations only. The metric graduations are marked in black with every 1 centimetre being numbered in black, and every decimetre numbered in red. The blade background is yellow and is protected with a slightly textured coating. The blade is terminated by a sliding hook at the free end.

7.18.2 The tape measure blade may be fitted into an EXACT case (Figure 35), which is not marked with a case dimension for making internal measurements.

7.18.3 The case may be fitted with any of the following:

- wrist / carrying strap.
- Blade lock.
- Belt clip.

7.18.4 The blades can have the following marking: which is in addition to the manufacturer's identification (see section 4), marked on the tape blade and is the ID of: Würth International Trading (Shanghai) Co., Ltd. Capital of Leaders - Building 9 Zhangdong Road No. 1387 201203 Shanghai P.R. China.

7.18.5 The blades marked with are housed in the case style **RE** (Figure 23) and may have different branding on the case.

7.18.6 The blades marked with can be housed in any case model.

7.19 Having alternative nominal lengths and widths of steel tape measure blade, as described in Table 19 below

Model No:	Accuracy class	Nominal Length (m)	Nominal Width (mm)
KTX12-3M-N / RL3013	II or III	3	13
KTX12-3.5M-N / RL3513	II or III	3.5	13
KTX34-5M-N / RL5019	II or III	5	19
KTX1-5M-N / RL5025	II or III	5	25
KTX1-8M-N / RL8025	II or III	8	25
KTX1-10M-N / RL10025	II or III	10	25
KTXP106-5M-N / RQ5027	II or III	5	27
KTX106-8M-N / RQ8027	II or III	8	27
KTXP106-10M-N / RQ10027	II or III	10	27

Table 19

7.19.1 The steel blades are graduated in 1 millimetre intervals along both edges. The graduations are marked in black with every 1 centimetre being numbered in black, and every decimetre numbered in red. The blade background is yellow and is protected with a slightly textured coating. The blade is terminated by a sliding hook at the free end.

7.19.2 The RQ tape measure blades may be fitted into an EXACT PLUS case (Figure 37) which is not marked with a case dimension for making internal measurements.

7.19.3 The case may be fitted with any of the following:

- wrist / carrying strap.
- Blade lock.

7.20 Having the alternative case model designated JX (Figure 41), with nominal lengths and widths of steel tapes as shown in Table 20 below:

Model No:	Accuracy class	Nominal length (m)	Nominal width (mm)
JX2016	I or II	2	16
JX3016	I or II	3	16
JX5019	I or II	5	19
JX5025	I or II	5	25
JX8025	I or II	8	25

Table 20

7.20.1 The cases may be different colours and have different branding.

7.20.2 The cases may be fitted with any of the following:

- wrist / carrying strap.
- Blade lock.
- Belt clip.

7.21 Having alternative models for CETA FORM EL ALETERI SAN. VE TIC. A. S.
- Mermerciler San. Sitesi, 3.Cadde No:3 Beylikdüzü İstanbul - TR.

For cases/reels and nominal lengths and widths of steel and fibreglass tape measures as described in Table 21 below. Examples of case models are shown in figures 4, 21 and 33.

Model No	CETA FORM Model No	Accuracy class	Nominal length (m)	Nominal width (mm)
TT3016	P05-0316	II	3	16
TT5016	P05-0516	II	5	16
TT5019	P05-0519	II	5	19
TT10025	P05-1025	II	10	25
RA3016	P03-0316N	II	3	16
RA5019	P03-0519N	II	5	19
RA5025	P03-0525N	II	5	25
TM10025	P03-1025N	II	10	25
RA5019	P02-0519	II	5	19
RA5025	P02-0525	II	5	25
FGG1015	P10-10	II	10	15
FGG2015	P10-20	II	20	15
FGG3015	P10-30	II	30	15
LWE2013	P07-20	II	20	13
LWE3013	P07-30	II	30	13
LWE5013	P07-50	II	50	13

Table 21

7.21.1 The cases/reels may be different colours and have different branding.

7.21.2 The cases/reels may be fitted with any of the following:



- wrist / carrying strap.
- Blade lock.
- Belt clip.
- Winding handle that can be folded.

7.22 Having the alternative case model designated DD (Figure 24), with nominal lengths and widths of steel tapes as shown in Table 22 below:

Model No:	Accuracy class	Nominal length (m)	Nominal width (mm)
DD2016	I or II	2	16
DD3016	I or II	3	16
DD5019	I or II	5	19
DD5025	I or II	5	25
DD8025	I or II	8	25
DD10025	I or II	10	25

Table 22

7.22.1 The cases may be different colours and have different branding.

7.22.2 The blades have the following marking:  or  which is in addition to the manufacturer's identification (see section 4), marked on the tape blade and is the ID of: KOÇTAŞ YAPI MARKETLERİ TİC. A.Ş. Taşdelen Şile Otobanı 11.km No:1 C-Blok Alemdar Sapağı Sırrı Çelik Bulvarı Ümraniye 34788 İstanbul.

7.22.3 The cases may be fitted with any of the following:

- wrist / carrying strap.
- Blade lock.
- Belt clip.

7.23 Having the alternative case models designated JY, PG and TD (Figures 42, 43, 44), with nominal lengths and widths of steel tapes as shown in Table 23 below:

Model No:	Accuracy class	Nominal length (m)	Nominal width (mm)
JY2016	I or II	2	16
JY3016	I or II	3	16
JY5019	I or II	5	19
JY5025	I or II	5	25
JY8025	I or II	8	25
PG2013	I or II	2	13
PG3013	I or II	3	13
TD2016	I or II	2	16
TD3016	I or II	3	16
TD5019	I or II	5	19
TD5025	I or II	5	25
TD8025	I or II	8	25

Table 23

7.23.1 The cases may be different colours and have different branding.

7.23.2 The cases may be fitted with any of the following:

- wrist / carrying strap.
- Blade lock.
- Belt clip.

7.24 Having alternative models of steel blade (Figure 45) as detailed in Table 24 below.

Model No:	Accuracy class	Nominal Length (m)	Nominal Width (mm)
RH3016	II or III	3	16
RH5019	II or III	5	19
RH5025	II or III	5	25
RH8025	II or III	8	25
TH3016	II or III	3	16
TH5019	II or III	5	19
TH5025	II or III	5	25
TH8025	II or III	8	25

Table 24

7.24.1 The blades have the following marking: **FISCO** which is in addition to the manufacturer's identification (see section 4), marked on the tape blade and is the ID of: Fisco Tools Ltd. 21 Brook Road, Rayleigh, Essex SS6 7XD. United Kingdom.

7.25 Having alternative models of steel blade (Figure 46) as detailed in Table 25 below.

Model No:	Accuracy class	Nominal Length (m)	Nominal Width (mm)
RH3016	II or III	3	16
RH5019	II or III	5	19
RH5025	II or III	5	25
RH8025	II or III	8	25
TH3016	II or III	3	16
TH5019	II or III	5	19
RH5025	II or III	5	25
TH8025	II or III	8	25

Table 25

7.25.1 The blades have the following marking: **SOLA** which is in addition to the manufacturer's identification (see section 4), marked on the tape blade and is the ID of: SOLA-Messwerkzeuge GmbH. Unteres Tobel 25, A-6840 Götzis Austria.

7.26 Having alternative double sided steel blades with the reverse side printed as shown in Figure 48, and having nominal lengths and widths as described in Table 26:

Blade No:	Accuracy class	Nominal Length (m)	Nominal Width (mm)
SBSP3016-1	II or III	3	16
SBSP5019-1	II or III	5	19
SBSP5025-1	II or III	5	25
SBSP8025-1	II or III	8	25


Table 26

7.26.1 The blades have the following marking: **dekor** which is in addition to the manufacturer's identification (see section 4), marked on the tape blade and is the ID of: Dekortools, Merkez:Kaynarca Mah.Diyar Sok. No:7 Pendik _ Istanbul Turkey .

7.27 Having alternative double sided steel blades with the reverse side printed as shown in Figure 49, and having nominal lengths and widths as described in Table 27:

Model No:	DUNA Model number	Accuracy class	Nominal Length (m)	Nominal Width (mm)
JX3016	T 23163	I or II	3	16
JX5025	T 23165	I or II	5	25
JX8025	T 23168	I or II	8	25
RJ 3019	T 23156	I or II	3	19
RJ 5025	T 23157	I or II	5	25
RJ 8027	T 23158	I or II	8	27
TD 3016	T 23150	I or II	3	16
TD 5019	T 23151	I or II	5	19
TD 8025	T 23154	I or II	8	25
FWD 2015	T 23140	II or III	2	15
FWD 3015	T 23141	II or III	3	15
FWD 5015	T 23144	II or III	5	15
LWF 2013	T 23146	II or III	2	13
LWF 3013	T 23147	II or III	3	13
LWF 5013	T 23148	II or III	5	13

Table 27

7.27.1 The blades have the following marking:  which is in addition to the manufacturer's identification (see section 4), marked on the tape blade and is the ID of: DUNA DIS TICARET LTD. STI. Perpa Ticaret Merkezi. B Blok Kat: 2 No: 75. Okmeydanı – 34384. Istanbul – Turkey

7.28 Having alternative models of dual scale steel tape measure blade, (Figure 50) as detailed in Table 28 below.

Model No:	CETA FORM Model number	Accuracy class	Nominal Length (m)	Nominal Width (mm)
RA5025	P03A-0525N	II or III	5m / 16ft	25

Table 28

7.28.1 The steel blade is graduated in 1 millimetre intervals along the bottom edge. The top edge has an imperial scale. The imperial graduations have been taken in to consideration as 'supplementary indications'. Approval under this Certification is limited to the metric graduations only. The metric graduations are marked in black with every 1 centimetre being numbered in black, and every decimetre numbered in red. The blade background is white and is protected with a slightly textured coating. The blade is terminated by a sliding hook at the free end.

7.28.2 The tape measure blade may be fitted into an RA case (Figure 4) which is not marked with a case dimension for making internal measurements.

7.28.3 The case may be fitted with any of the following:

- wrist / carrying strap.
- Blade lock.
- Belt clip.

7.28.4 The blades have the following marking: **CETA FORM** which is in addition to the manufacturer's identification (see section 4), marked on the tape blade and is the ID of: CETA FORM EL ALETERI SAN. VE TIC. A. S. - Mermerciler San. Sitesi, 3.Cadde No:3 Beylikdüzü İstanbul - TR.

7.29 Having the alternative case model designated RU (Figure 51), with nominal lengths and widths of steel tapes as shown in Table 29 below:

Model No:	Accuracy class	Nominal length (m)	Nominal width (mm)
RU3019	I or II	3	19
RU5027	I or II	5	27
RU8027	I or II	8	27
RU10027	I or II	10	27

Table 29

7.30 Having alternative models of PVC-fibreglass tape measure blades (figure 52) as detailed in Table 30 below. For alternative case models (Figures 55, 56, and 57).

Model No:	Accuracy class	Nominal Length (m)	Nominal Width (mm)
GDJ1012	III	10	13
GDJ2012	III	20	13
GDJ3012	III	30	13
GDJ5012	III	50	13
FWD1013	III	10	13
FWD2013	III	20	13
FWD3013	III	30	13
FWD5013	III	50	13
GDJ1018	III	10	13
GDJ2018	III	20	13
GDJ3018	III	30	13
GDJ5018	III	50	13
GDJ1020	III	10	13
GDJ2020	III	20	13
GDJ3020	III	30	13
GDJ5020	III	50	13

Table 30

7.30.1 The PVC-fibreglass blade is graduated in 2 millimetre intervals along the top edge, and on both sides of the blade. The graduations are marked in black with every 10 centimetres being numbered in black, and every metre numbered in red. The centimetre intervals are numbered consecutively from 1 to 9 and this is repeated every 10 centimetres. The blade is marked with the metre interval value every 10 centimetres, commencing at the 28 centimetre mark. The blade background is white. The blade is terminated by a plastic ring, which can be any colour and is attached to the blade by means of a riveted steel reinforcing strip. The blade has a plastic reinforcing strip which extends to approximately the 12 cm graduation mark. The zero reference edge for any measurement using this blade is the inside edge face of the plastic ring. An image to illustrate the zero reference edge is shown in figure 56, and shall accompany each product.

7.30.2 The tape measure blade may be fitted into an open reel plastic case, which may be fitted with a winding handle that can be folded. The reel maybe any colour

7.30.3 The tape measure blade may be fitted into a case which is not marked with a case dimension for making internal measurements. The case maybe any colour.

7.30.3.1 The case may be fitted with any of the following:

- blade lock
- belt clip
- wrist / carrying strap.
- winding handle that can be folded

7.31 Having alternative models of PVC-fibreglass tape measure blades, as detailed below in table 31, with the following marking: "UNIFIRST" which is in addition to the manufacturer's identification (see section 4), marked on the tape blade and is the ID of: UNIFIRST, ZI LA BORIE, 43120 MONISTROL SUR LOIRE, FRANCE.

Model No:	GD model	UNIFIRST Model number.	Nominal Length (m)	Nominal Width (mm)
FWD2013	GD2012	257034	20	13
GDJ5018	GDJ5018	257035	50	13

Table 31

7.31.2 The tape measure blade may be fitted into an open reel plastic case, which may be fitted with a winding handle that can be folded. The reel maybe any colour

7.31.3 The tape measure blade may be fitted into a case which is not marked with a case dimension for making internal measurements. The case maybe any colour.

7.31.4 The case may be fitted with any of the following:

- blade lock
- belt clip
- wrist / carrying strap.
- winding handle that can be folded

7.32 Having alternative models of long steel tape measure blade as detailed in Table 32 below. See figure 62

Model No:	Accuracy class	Nominal Length (m)	Nominal Width (mm)
LWA3013	II or III	30	13
LWA5013	II or III	50	13
LWB3013	II or III	30	13
LWB5013	II or III	50	13
LWG3013	II or III	30	13
LWG5013	II or III	50	13
LWC1013	II or III	10	13
LWC2013	II or III	20	13
LWC3013	II or III	30	13
LWC5013	II or III	50	13

Table 32

7.32.1 The steel blade is graduated every half-centimetre along the top and in millimetre intervals along the bottom edge of the blade. The graduations are in black with every 10 centimetres being numbered in black, and every metre numbered in red. The centimetre intervals on the lower edge are numbered consecutively from 1 to 99, and this is repeated every 100 centimetres. The blade has a yellow, white or silver background which is protected by a clear film. The blade is terminated by a metal ring and is attached to the blade by means of a riveted steel reinforcing strip. The zero reference edge for any measurement using this blade is the inside edge of the metal ring. An image to illustrate the zero reference edge is shown in figure 63, and shall accompany each product.

7.32.2 The tape measure blade may be fitted into an open reel or plastic case, which may be fitted with a winding handle that can be folded. See figures 64, 65, 66 and 67.


7.32.3 The case may be fitted with any of the following:

- wrist / carrying strap.
- winding handle that can be folded

7.33 Having alternative models of steel blade (Figure 68) as detailed in Table 33 below.

Model No	Draper Model No	Accuracy class	Nominal length (m)	Nominal width (mm)
RJ3019	59776	II	3	19
RJ5027	59777	II	5	27
RJ8027	59778	II	8	27
RJ10027	59780	II	10	27
JY3016	59809	II	3	16
JY5025	59817	II	5	25
JY8025	59819	II	8	25

Table 33

7.33.1 The blades have the following marking:  which is in addition to the manufacturer's identification (see section 4), marked on the tape blade and is the ID of: **DRAPER TOOLS LTD. HURSLEY ROAD, CHANDLERS FORD, EASTLEIGH, HAMPSHIRE, SO53 1YF. ENGLAND.**

PASTOR

7.34 Having the following marking: which is in addition to the manufacturer's identification (see section 4), marked on the tape blade and is the ID of: **AVAL, 29, Lot. Banam La Gracieuse, Zi Bernoussi, Casablanca, Morocco.**

The blades are fitted in cases (Figure 70) which are not marked with a case dimension for making internal measurements., and the models are as follows:

Model No	Draper Model No	Accuracy class	Nominal length (m)	Nominal width (mm)
DD3016	P2003	I or II	3	16
DD5019	P2005	I or II	5	19
DD10025	P10025	I or II	10	25
LWG3013	LWG3013	II or III	30	13
LWG5013	LWG5013	II or III	50	13

Table 34

7.35 Having the alternative case models designated RW, TE, JE and PL (Figures 71 to 74) which is not marked with a case dimension for making internal measurements, with nominal lengths and widths of steel tapes as shown in Table 35 below:

Model No.	Accuracy Class	Nominal length (m)	Nominal width (mm)
RW2016	I or II	2	16
RW3016	I or II	3	16
RW3019	I or II	3	19
RW5019	I or II	5	19
RW5025	I or II	5	25
RW8025	I or II	8	25
RW10025	I or II	10	25

TE2016	I or II	2	16
TE3016	I or II	3	16
TE3019	I or II	3	19
TE5019	I or II	5	19
TE5025	I or II	5	25
TE8025	I or II	8	25
TE10025	I or II	10	25
JE2016	I or II	2	16
JE3016	I or II	3	16
JE3019	I or II	3	19
JE5019	I or II	5	19
JE5025	I or II	5	25
JE8025	I or II	8	25
JE10025	I or II	10	25
PL2009	I or II	2	9
PL2013	I or II	2	13
PL3013	I or II	3	13

Table 35

7.36 Having the alternative case model designated GM (Figure 75) which is not marked with a case dimension for making internal measurements, with nominal lengths and widths of steel tapes as shown in Table 36 below. The manufacturing ID is KINGFISHER INTERNATIONAL PRODUCTS LIMITED with the address of 3 SHELDON SQUARE, LONDON, W2 6PX, UNITED KINGDOM. The associated following marking:



is in addition to the manufacturer's identification (see section 4), marked on the tape blade.

Model No.	Accuracy Class	Nominal length (m)	Nominal width (mm)
GM3016	I or II	3	16
GM5019	I or II	5	19
GM8025	I or II	8	25
GM10030	I or II	10	30

Table 36

7.37 Having the alternative DEMASS case models designated RR, RZ and PJ (Figures 76 to 78) which are not marked with a case dimension for making internal measurements, with nominal lengths and widths of steel tapes as shown in Table 37 below.

Model No.	Accuracy Class	Nominal length (m)	Nominal width (mm)
RR 3016	I or II	3	16
RR 5019	I or II	5	19
RR 5025	I or II	5	25
RR 8025	I or II	8	25
RR 10025	I or II	10	25
RZ 3019	I or II	3	19
RZ 5025	I or II	5	25
RZ 5027	I or II	5	27
RZ 8027	I or II	8	27
RZ 9027	I or II	9	27
RZ 10027	I or II	10	27
PJ 2013	I or II	2	13
PJ 3013	I or II	3	13

Table 37

8

ILLUSTRATIONS

- Figure 1 Example of the pattern
- Figure 2 Example of Model GG/LWX/LWJ/LWF- long steel tape measure blade
- Figure 3 Example of Model FGG- Fibreglass tape measure blade
- Figure 4 Examples of the RA, RB, TM, FGG and GG case styles
- Figure 5 Example of the PT case style
- Figure 6 Example of the PU case style
- Figure 7 Example of the PX case style
- Figure 8 Example of the PM case style
- Figure 9 Example of reverse side printing of double sided blade
- Figure 10 Example of the TC case style
- Figure 11 Example of the TW case style
- Figure 12 Example of the Q case style
- Figure 13 Example of the S case style
- Figure 14 Example of the GP case style
- Figure 15 Examples of the LWX & FWX model series case style
- Figure 16 Example of the FWD case style
- Figure 17 Example of the FWJ case style
- Figure 18 Example of the PC case style
- Figure 19 Example of the PE case style
- Figure 20 Example of the TX case style
- Figure 21 Example of the TT case style
- Figure 22 Example of the RP case style
- Figure 23 Example of the RE case style
- Figure 24 Examples of the DD case style
- Figure 25 Example of the model GD/FWJ/FWX/FWB 50m Fibreglass blade
- Figure 26 Example of the GD01 case style
- Figure 27 Example of the GD09A case style
- Figure 28 Example of the RM case style
- Figure 29 Example of double sided steel blade
- Figure 30 Examples of the PowerLock case styles

Figure 31	Examples of the RG case style
Figure 32	Examples of the RJ case style
Figure 33	Example of the LWE model series
Figure 34	Example of the RL series dual scale blade
Figure 35	Example of the EXACT case style for RL series blades
Figure 36	Example of the TX and TXP series blades
Figure 37	Example of the EXACT PLUS case style for TXP series blades
Figure 38	Example of the LWJ model series
Figure 39	Example of the LWF model series
Figure 40	Example of the FWB model series
Figure 41	Example of the JX model series
Figure 42	Example of the JY model series
Figure 43	Example of the PG model series
Figure 44	Example of the TD model series
Figure 45	Example of FISCO blade graphics
Figure 46	Example of SOLA blade graphics
Figure 47	Example of SOLA / FISCO case models
Figure 48	Example of DEKOR blade graphics
Figure 49	Example of TROY blade graphics
Figure 50	Example of the CETA FORM dual scale blade
Figure 51	Example of the RU model series
Figure 52	Example of Model GD, PVC-Fibreglass tape measure blade
Figure 53	New "M15" graphics for PVC-fiberglass tapes, width 13mm.
Figure 54	New "M15" graphics for PVC-fiberglass tapes, width 15mm.
Figure 55	Example of the J12 reel series
Figure 56	Example of the J18 reel series
Figure 57	Example of the J20 reel series
Figure 58	Image of the GD series zero reference edge
Figure 59	New "M15" blade graphics for short steel tapes
Figure 60	New "M15" blade graphics for long steel tapes, width 13mm
Figure 61	New "M15" blade graphics for fibreglass tapes.
Figure 62	Example of the LW series blade
Figure 63	LW series zero reference edge
Figure 64	Example of reel LWA
Figure 65	Example of reel LWB
Figure 66	Example of case LWC
Figure 67	Example of reel LWG
Figure 68	Example of "RJ" series blade graphics
Figure 69	Example of "JY" series blade graphics.
Figure 70	Example of PASTOR case
Figure 71	Example of case RW
Figure 72	Example of case TE
Figure 73	Example of case JE
Figure 74	Example of case PL
Figure 75	Example of case "GM"
Figure 76	Example of case "RR".
Figure 77	Example of case "RZ".
Figure 78	Example of case "PJ".

ISSUE NO.	DATE	DESCRIPTION
UK/0126/0027	01 April 2008	Type examination certificate first issued.
UK/0126/0027 Revision 1	20 January 2009	Revision 1 Issued. Addition of sections 7.4 to 7.11. Addition of figures 5 to 14.
UK/0126/0027 Revision 2	22 December 2010	Revision 2 Issued. Addition of models: LWX3013 & LWX5013 into section 7.2, Table 2 Addition of models: FWX3015, FWX5015, FWD1015, FWD2015, FWD3015, FWD5015 into section 7.3 Table 3 Addition of models: PC1009, PC2009, PC3009, PE1009, PE2009 & PE3009 into section 7.4 Table 4 Addition of sections 7.12 & 7.13. Addition of figures 15 to 27.
UK/0126/0027 Revision 3	9 May 2011	Revision 3 Issued. Addition of section 7.14. Addition of models: RM2016, RM3016, RM5019, RM5025, RM8025 & RM10025 into new table 14 Addition of figure 28. Changed accuracy class in Tables 1 and 13 from "I" to "I or II". Changed accuracy class in Tables 2, 3 and 12 from "II" to "II or III". Added accuracy class column in Tables 7, 8, 9, 10, 11 and 14 with "I or II".
UK/0126/0027 Revision 4	10 October 2011	Revision 4 issued Addition of section 7.15 Addition of Figures 29 & 30.
UK/0126/0027 Revision 5	22 May 2012	Revision 5 issued Addition of: <ul style="list-style-type: none"> • section 7.16 • LWE model numbers to section 7.2, table 2. • the word "plastic" to section 7.2.1 to describe the LWE ring end model. • Figures 31 and 32, RJ and RG model cases • Figure 33, LWE model open reel.

UK/0126/0027 Revision 6	04 December 2012	<p>Revision 6 issued.</p> <p>Addition of:</p> <ul style="list-style-type: none"> • RL series dual marked blades in section 7.17, with addition of table 17. • Figure 34, RL series dual blade example. • Figure 35, EXACT style case for RL series blades. • Section 7.18, TX and TXP series blades, including table 18. • Figures 36, TX and TXP blade examples and figure 37, EXACT PLUS style case for TXP series blades. • Long steel tape model numbers series LWJ and LWF in table 2, and Figures 38 and 39. • FWB 13mm width fibreglass tape model number in table 12. • FWB 15mm width fibreglass tape model number in table 3, and Figure 40. • JX model series in section 7.19. Including table 19, and Figure 41 • Section 7.20 including table 20. Alternative model numbers for: CETA FORM EL ALETLEI SAN. VE TIC. A.S.
UK/0126/0027 Revision 7	26 November 2013	<p>Revision 7 issued</p> <p>Addition of:</p> <ul style="list-style-type: none"> • Section 7.21, including additional case image model DD in figure 24. • Section 7.22, including case models JY, PG and TD and images in figures 42, 43 and 44.

UK/0126/0027 Revision 8	15 September 2014	<p>Revision 8 issued</p> <p>Addition of Class II & III on front page.</p> <p>Addition of models:</p> <ul style="list-style-type: none"> • RL3513 • RQ10027 • RL3013 • RL3016 • RL3516 • RL5025 • RQ5027 • RQ8027 <p>Into table 17 in section 7.17.</p> <p>Replaced figure 34 blade images (16ft/5m x 25mm and 26ft/8m x 25mm) with all blade images for Starrett, DEMASS and Würth.</p> <p>Addition of blade image with sliding end hook into figure 34.</p> <p>Addition of section 7.17.4</p> <p>Addition of section 7.17.5</p> <p>Addition of section 7.17.6</p> <p>Addition of section 7.23</p> <p>Addition of section 7.24</p> <p>Addition of section 7.25</p> <p>Addition of section 7.26</p> <p>Addition of section 7.27</p> <p>Addition of section 7.28</p> <p>Addition of blade images in figures 45, 46, 48 and 49.</p> <p>Addition of case images for SOLA / FISCO in figure 47.</p> <p>Updated image logos in section 4 (b)</p> <p>Updated figure 36 blade images.</p> <p>Updated figure 29 blade image.</p> <p>Addition of alternative RE case in figure 23.</p> <p>Addition of MAC RE5019 in table 13, section 7.13</p> <p>Addition of model RM10030 into table 1 and table 14.</p> <p>Addition of model TT10025 into table 20.</p>
-------------------------	-------------------	--

UK/0126/0027 Revision 9	12 January 2015	<p>Revision 9 issued</p> <p>New section 7.1 added. All subsequent sections and tables re-numbered.</p> <p>Reference to “Figure 3 “ added into new section 7.4</p> <p>Re-wording of new section 7.4.1.</p> <p>Extra logo “Magnusson” added into section 7.22.2.</p> <p>Addition of new section 7.30</p> <p>Addition of new section 7.31</p> <p>Additional blade models added to new section 7.27</p> <p>Model number for CETA FORM added into new table 28</p> <p>Addition of figures 52, 53, 54, 55, 56, 57, 58, 59, 60 and 61.</p> <p>Updated “Macallister” RE case image in figure 23.</p> <p>Additional images added to figure 15.</p>
UK/0126/0027 Revision 10	30 July 2015	<p>Revision 10 issued:</p> <p>Addition of section 7.32.</p> <p>Addition of figures 62, 63, 64, 65, 66 and 67.</p> <p>Additional case images added to figure 23</p> <p>Additional case images added to figure 28.</p> <p>Addition of section 7.33</p> <p>Addition of figures 68 and 69.</p>
UK/0126/0027 Revision 11	26 October 2016	<p>Revision 11 issued:</p> <p>Front page: Change of Company address</p> <p>Addition of sections: 7.34 and 7.35.</p>
UK/0126/0027 Revision 12	12 July 2017	<p>Revision 12 issued:</p> <p>Descriptive Annex: References to 2004/22/EC replaced with 2014/32/EU.</p> <p>Section 5.1.1 amended to reflect the 2014/32/EU requirements (including manufacturer's postal address).</p> <p>Addition of sections: 7.36 and 7.37.</p>




Figure 1 Example of the pattern




Figure 2 Model GG/LWX/LWE/LWJ/LWF- Example of long steel tape measure blade




Figure 3 Model FGG- Example of Fibreglass tape measure blade



RA Model series



RB Model series



TM Model series



FGG & GG Model series

Figure 4 Examples of the case styles



Figure 5 Case Model PT



Figure 6 Case Model PU



Figure 7 Case Model PX



Figure 8 Case Model PM




Figure 9 Example of reverse side printing of double sided blade



Figure 10 Case Model TC



Figure 11 Case Model TW



Figure 12 Case Model Q



Figure 13 Case Model S



Figure 14 Case Model GP



Figure 15 Examples of the LWX & FWX model series case style



Figure 16 Example of the FWD case style



Figure 17 Example of the FWJ case style



Figure 18 Example of the PC case style



Figure 19 Example of the PE case style



Figure 20 Example of the TX case style



Figure 21 Example of the TT case style



Figure 22 Example of the RP case style



Figure 23 Example of the RE case style



Figure 24 Examples of the DD case style




Figure 25 Example of the reverse face of model GD/FWJ/FWX/FWB 50m Fibreglass blade



Figure 26 Example of the GD01 case style



Figure 27 Example of the GD09A case style



Semi rigid blade



Fibreglass tape



Figure 28 Example of the RM case style

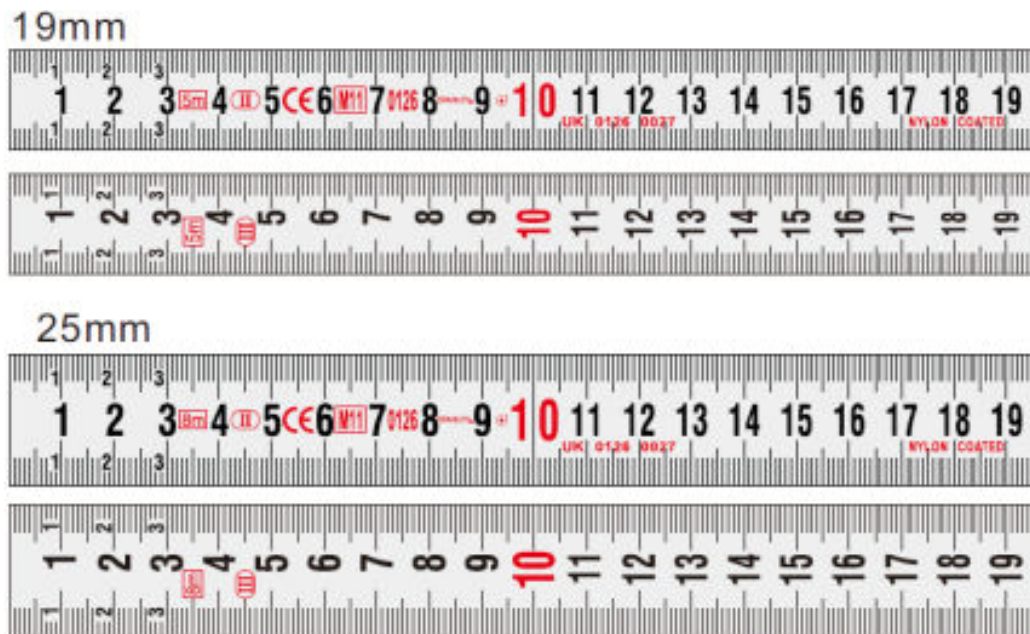


Figure 29 Example of double sided steel blade



Figure 30 Examples of the PowerLock case styles



Figure 31 Example of the RG case style

Figure 32 Example of the RJ case style



Figure 33 Example of the LWE model series

10FT / 3mx12.5mm



12FT / 3.5mx12.5mm



16FT / 5mx19mm



16FT / 5mx25mm



26FT / 8mx25mm




33FT /10mx27mm



10FT /3mx12.5mm



12FT /3.5mx12.5mm



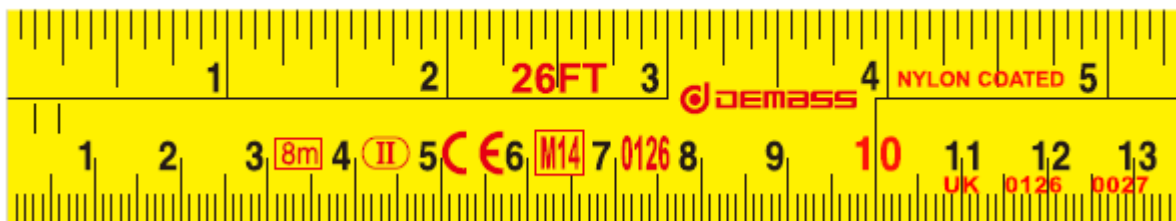
12FT /3.5mx16mm



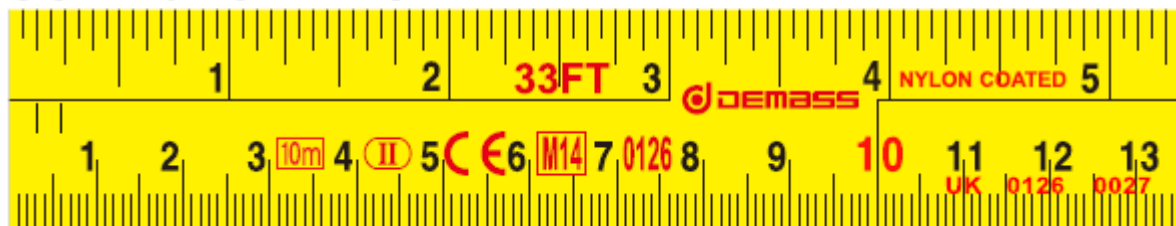
16FT /5mx19mm



26FT /8mx25mm



33FT /10mx25mm



16FT /5mx27mm



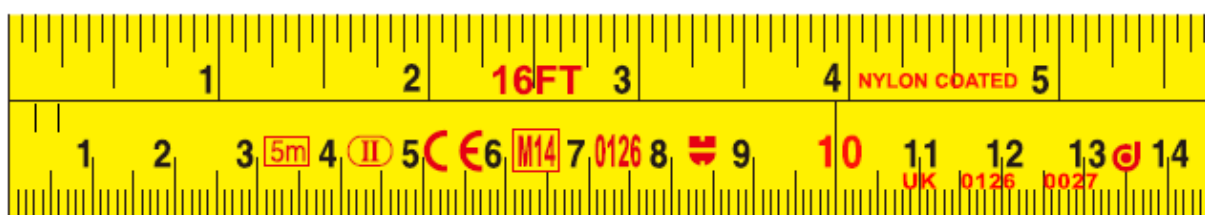
33FT /10mx27mm



10FT /3mx16mm



16FT /5mx25mm




26FT /8mx25mm



Figure 34 Examples of the RL/RQ series dual scale blades



Figure 35 Example of the EXACT case style for RL series blades.



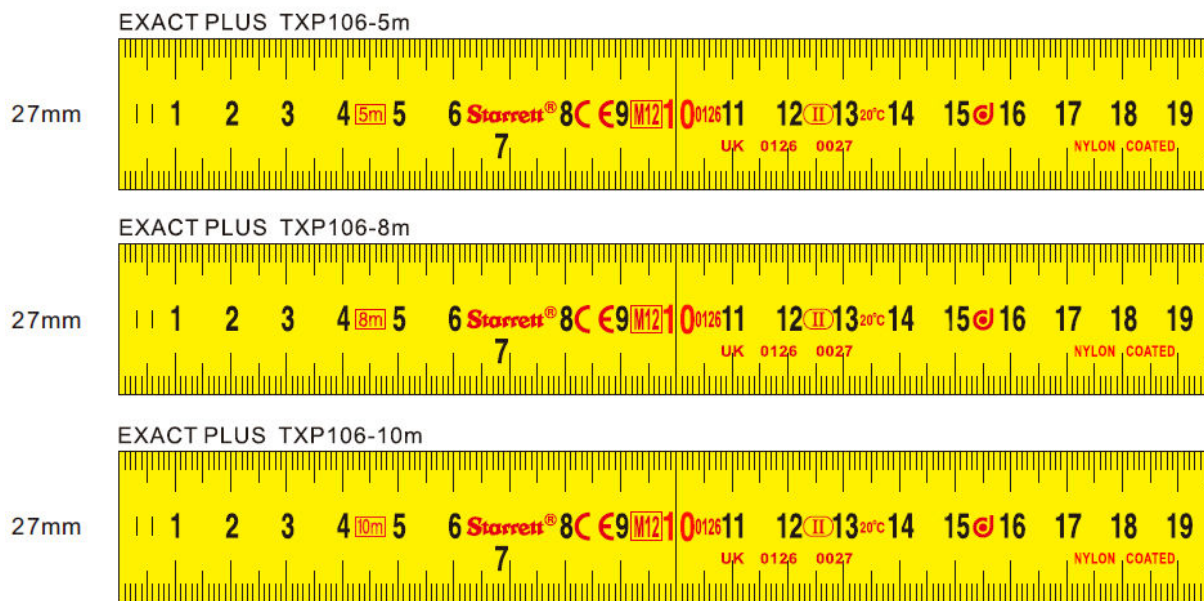


Figure 36 Example of the TX and TXP series blades



Figure 37 Example of the EXACT PLUS case style for TXP series blades



Figure 38 Example of the LWJ model series



Figure 39 Example of the LWF model series.



Figure 40 Example of the FWB model series



Figure 41 Example of the JX model series.



Figure 42 Example of the JY model series



Figure 43 Example of the PG model series



Figure 44 Example of the TD model series




Figure 45 Example of FISCO blade graphics




Figure 46 Example of SOLA blade graphics





Figure 47 Example of TH/RH - SOLA / FISCO case models




Figure 48 Example of DEKOR blade graphics




Figure 49 Example of TROY blade graphics

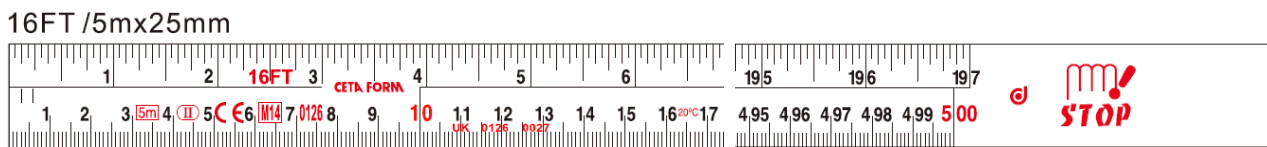


Figure 50 Example of the CETA FORM dual scale blade



Figure 51 Example of the RU model series



Figure 52 Example of Model GD, PVC-Fibreglass tape measure blade




Figure 53 - New “M15” graphics for PVC-fiberglass tapes, width 13mm.




Figure 54 - New “M15” graphics for fiberglass tapes, width 15mm.



Figure 55 Example of the J12 reel series



Figure 56 Example of the J18 reel series



Figure 57 Example of the J20 reel series



Figure 58 Image of the GD series zero reference edge




Figure 59 - New “M15” blade graphics for short steel tapes


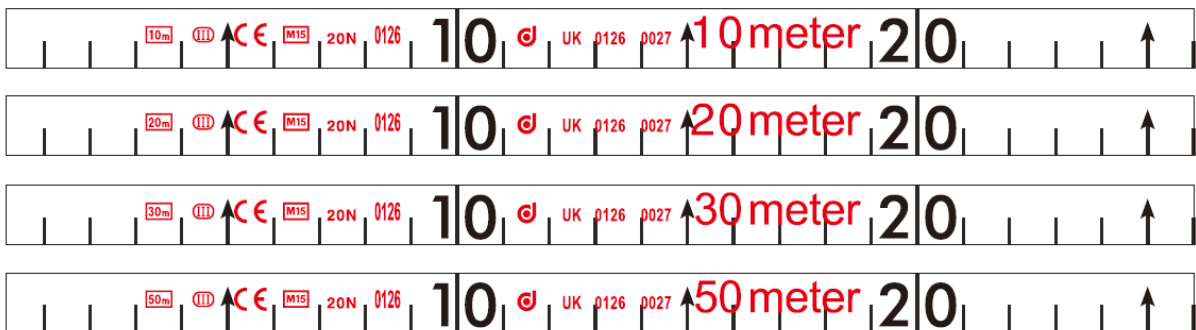


Figure 60 - New “M15” blade graphics for long steel tapes, width 13mm

13mm



15mm




Figure 61 - New “M15” blade graphics for fibreglass tapes.



Figure 62 - Example of the LW series blade



Figure 63 - LW series zero reference edge



Figure 64 - Example of reel LWA



Figure 65 - Example of reel LWB



Figure 66 - Example of case LWC

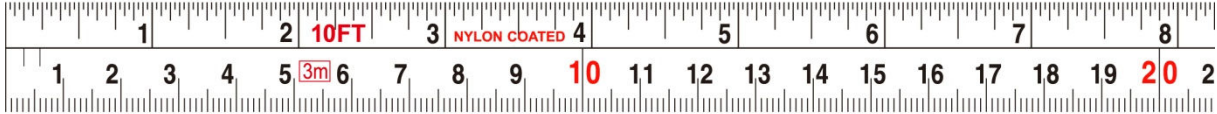


Figure 67 - Example of reel LWG

59776/RJ3019 front 10FT /3mx19mm



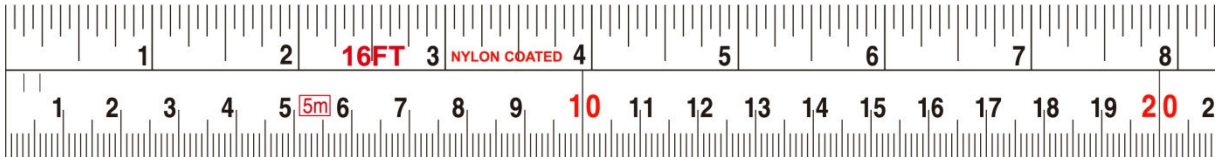
59776/RJ3019 back



59777/RJ5027 front 16FT /5mx27mm



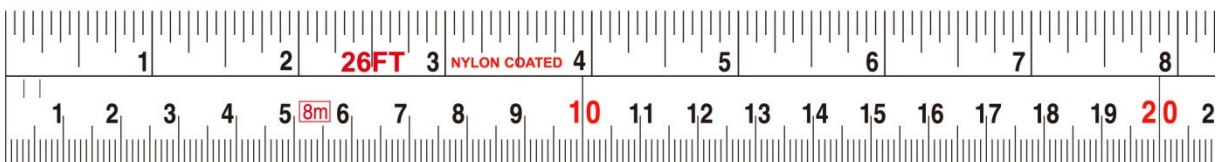
59777/RJ5027 back



59778/RJ8027 front 26FT /8mx27mm



59778/RJ8027 back



59780/RJ10027 front 33FT /10mx27mm



59780/RJ10027 back


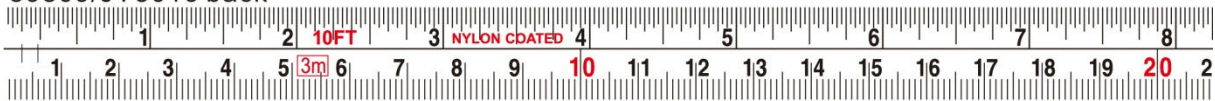


Figure 68 - Example of “RJ” series blade graphics.

59809/JY3016 front 10FT /3mx16mm



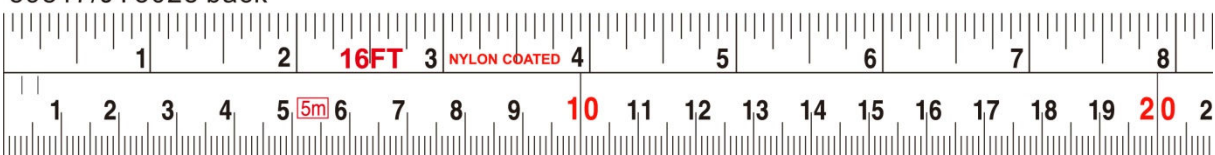
59809/JY3016 back



59817/JY5025 front 16FT /5mx25mm



59817/JY5025 back



59819/JY8025 front 26FT /8mx25mm



59819/JY8025 back

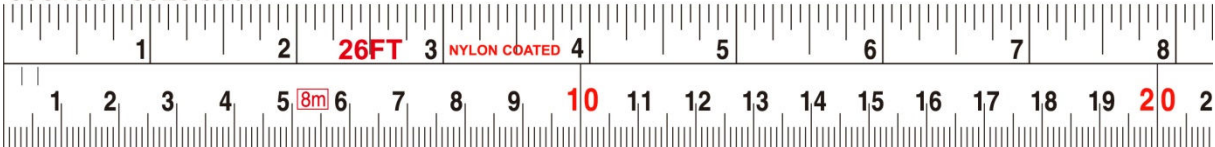


Figure 69 - Example of "JY" series blade graphics.



Figure 70 Example of PASTOR case



Figure 71 Example of case RW



Figure 72 Example of case TE



Figure 73 Example of case JE



Figure 74 Example of case PL



Figure 75 Example of case GM



Figure 76 Example of case RR



Figure 77 **Example of case RZ**



Figure 78 **Example of case PJ**