



NMO

UK/0126/0034

MI-008

EU-type examination certificate UK/0126/0034 Revision 29

Issued by:

NMO

Notified Body Number 0126

In accordance with the requirements of the Measuring Instruments Regulations 2016 (S.I. 2016 No. 1153) which implement, in the United Kingdom, Council Directive 2014/32/EU, this EU-type examination certificate has been issued to:

In respect of: Material measure of length
Accuracy class: II
Nominal length and width: 2 m x 13 mm

The necessary data (principal characteristics, alterations, securing, functioning etc) for identification purposes and conditions (when applicable) are set out in the descriptive annex to this certificate.

This revision replaces previous versions of the certificate.

Issue Date: 21 June 2018

Valid Until: 20 June 2028

Grégory Glas

Lead Technical Manager

For and on behalf of the Head of Technical Services



0135

NMO | Stanton Avenue | Teddington | TW11 0JZ | United Kingdom

Tel +44 (0) 20 8943 7272 | Fax +44 (0) 20 8943 7270 | Web www.gov.uk/government/organisations/office-for-product-safety-and-standards
NMO is part of the Office for Product Safety and Standards within the Department for Business, Energy & Industrial Strategy

Descriptive Annex

1 REGULATIONS

The measuring instrument in respect of which this certificate of EU-type examination certificate has been issued is subject to the provisions and requirements of the Measuring Instruments Regulations 2016 (S.I. 2016 No. 1153) which implement, in the United Kingdom, Council Directive 2014/32/EU.

2 DESCRIPTION OF THE PATTERN

2.1 The pattern is a small composite measure. The blade of the measure, length 2 m, is of steel with a sliding hook at the free end. The blade is 13 mm wide with black and red markings on an off-white background protected by a clear film. The measure is graduated in millimetres throughout on both edges of the blade with half-centimetres marked and with centimetres numbered consecutively throughout.

2.2 The pattern may be fitted into a plastic case, as shown in Figure 2, which incorporates a retractable spring mechanism. The case model, CR-207, designates the style of case and the blade length contained within it. The case may be fitted with a blade lock, which is biased with the blade in the locked position, a belt clip and a wrist strap. The case is marked, as part of the case moulding, with a case dimension of 65 millimetres to allow for internal measurements to be made.

3 TECHNICAL DATA

- 3.1**
- | | | |
|-----|-----------------|------|
| (a) | Accuracy class: | II |
| (b) | Nominal length: | 2 m |
| (c) | Scale interval: | 1 mm |

4 INSCRIPTIONS

The following inscriptions are marked at the beginning of the blade on the front face:

- | | | |
|-----|--------------------------------------|--------------|
| (a) | Nominal length: | 2 m |
| (b) | Manufacturer's identification logo: | |
| (c) | Class of accuracy: | II |
| (d) | EC type approval certificate number: | UK/0126/0034 |

5 APPROVAL CONDITIONS

The certificate is issued subject to the following conditions.

5.1 Legends and inscriptions

5.1.1 The following markings and inscriptions are durably and legibly marked onto the blade of the tape measure: and fulfil the requirements of Paragraph 9 of Annex I of the Directive 2014/32/EU:

- 'CE' mark
- Supplementary metrology mark
- Notified Body number
- Accuracy class
- Manufacturers mark or name and postal address
- Certificate number
- Tractive force (if applicable)
- Reference temperature (if other than 20°C)

5.1.2 The model of the tape measure cases are identified by the series number. The following codes may follow the case series number to denote the associated blade width when different from 13 mm:

- W 16 mm
- E 19 mm
- X 25 mm
- M 32 mm

6 LOCATION OF MARKS

6.1 The inscription in section 4 together with the 'CE' marking, supplementary metrology marking and notified body number are printed on the blade near the beginning. An example of the markings is shown in Figure 1.

7 ALTERNATIVES

7.1 Having alternative models of blade as described in the tables below.

7.1.1 The blade lengths and widths as indicated in Table 1 below are all composite measures, fitted with a sliding hook end. These measures are of the types usually assembled into a case incorporating a retractable spring mechanism.

Nominal length	Nominal width	Scale interval (upper side)	Scale interval (lower side)
2 m	6 mm	1 mm	1 mm
3 m	13 mm	1 mm	1 mm
2 m	16 mm	1 mm	1 mm
3 m	16 mm	1 mm	1 mm
5 m	16 mm	1 mm	1 mm
3 m	19 mm	1 mm	1 mm
5 m	19 mm	1 mm	1 mm
5 m	25 mm	1 mm	1 mm
8 m	25 mm	1 mm	1 mm
10 m	25 mm	1 mm	1 mm
8 m	32 mm	1 mm	1 mm
10 m	32 mm	1 mm	1 mm

Table 1

7.1.2 Having alternative models of blade lengths and widths as indicated in Table 2 below which are all line measures, fitted with a ring end. These measures are of the types usually assembled into an open reel/case incorporating a winder mechanism.

Nominal length	Nominal width	Scale interval (upper side)	Scale interval (lower side)
5 m	13 mm	1 mm	1 mm
10 m	13 mm	1 mm	1 mm
15 m	13 mm	1 mm	1 mm
20 m	13 mm	1 mm	1 mm
30 m	13 mm	1 mm	1 mm
50 m	13 mm	1 mm	1 mm

Table 2

7.1.3 Having alternative case models as indicated in Table 3 below

Model No	Nominal length	Nominal width	Model No	Nominal length	Nominal width
CR-307	3 m	13 mm	CR-387W	3 m	16 mm
CR-507W	5 m	16 mm	CR-587E	5 m	19 mm
CR-807X	8 m	25 mm	CR-587X	5 m	25 mm
CR-1007X	10 m	25 mm	CR-J201	20 m	13 mm
CR-524W	5 m	16 mm	CR-J301	30 m	13 mm
CR-208	2 m	13 mm	CR-J501	50 m	13 mm
CR-308	3 m	13 mm	CR-375W	3m	16mm
CR-508	5 m	16 mm	CR-575E	5m	19mm
CR-209	3 m	13 mm	CR-575X	5m	25mm
CR-309	3 m	13 mm	CR-1075X	10m	25mm
CR-258	2 m	13 mm	CR-2G16W	2m	16mm
CR-358	3 m	13 mm	CR-3G16W	3m	16mm
CR-558W	5 m	16 mm	CR-3G16W-M	3m	16mm
CR-858X	8 m	25 mm	CR-5G16W	5m	19mm
CR-235	2 m	13 mm	CR-5G16W-M	5m	19mm
CR-335	3 m	13 mm	CR-8G16X	8m	25mm
CR-235W	2 m	16 mm	CR-2002	20m	13mm
CR-335W	3 m	16 mm	CR-3002	30m	13mm
CR-535W	5 m	16 mm	CR-5002	50m	13mm
CR-535E	5 m	19 mm	CR-8L10X	8m	25mm
CR-535X	5 m	25 mm	CR-J204	20m	13mm
CR-835X	8 m	25 mm	CR-J304	30m	13mm
CR-1035X	10 m	25 mm	CR-J504	50m	13mm
CRP-206	20m	13mm	CR-575X-2	5m	25mm
CRP-306	30m	13mm	CR-875X-2	8m	25mm
CRP-506	50m	13mm	CR-1075X-2	10m	25mm
CR-382W	3m	16mm	CR-389W	3m	16mm
CR-582E	5m	19mm	CR-589E	5m	19mm
CR-582X	5m	25mm	CR-589X	5m	25mm
CR-290W	2m	16mm	CR-889X	8m	25mm
CR-390W	3m	16mm	CR-1089M	10m	32mm
CR-590E	5m	19mm	CR-396W	3m	16mm
CR-590X	5m	25mm	CR-596E	5m	19mm
CR-1090X	10m	25mm	CR-596X	5m	25mm
CR-374W	3m	16mm	CR-896X	8m	25mm
CR-574E	5m	19mm	CR-1096M	10m	32mm
CR-574X	5m	25mm	CR-397W	3m	16mm

CR-1074M	10m	32mm	CR-597E	5m	19mm
CR-7HG37X	7.5m	25mm	CR-597X	5m	25mm
CR-564E	5m	19mm	CR-897X	8m	25mm
CR-375W-2	3m	16mm	CR-585E	5m	19mm
CR-575E-2	5m	19mm	CR-1058X	10m	25mm

Note: The cases do not have dimensions for making internal measurements.

Table 3

7.1.4 Having an alternative model of blade length and width as indicated in Table 4 below which is a line measure, fitted with a ring end. This measure is of the type usually assembled into an open reel/case incorporating a winder mechanism. Refer to Figure 4.

Nominal length	Nominal width	Scale interval (lower side)
30 m	10 mm	1 mm

Table 4

7.1.5 Having alternative models of blade lengths and widths as indicated in Table 5 below which are all line measures, fitted with a ring end. These measures are manufactured from fibreglass, and of the types usually assembled into an open reel/case incorporating a winder mechanism. Refer to Figure 16.

Nominal length	Nominal width	Scale interval (upper side) Front face	Scale interval (upper side) Reverse face
30 m	12.5 mm	2 mm	2 mm
50 m	12.5 mm	2 mm	2 mm

Table 5

7.1.5.1 The reels/cases may be any colour.

7.1.5.2 The reels/cases can be fitted with a belt clip and carrying strap, where designed for that purpose.

7.2 Having alternative model numbers as indicated in Table 6.

Model No	Alternative Model Nos	Nominal length	Nominal width	Case dimensions
CR-307	62001013	3 m	13 mm	
CR-507W	62001005	5 m	16 mm	
CR-807X	62001108	8 m	25 mm	

Table 6

7.2.1

Having alternative model numbers, for “Troy”, as indicated in Table 7.

Model No	Alternative Troy Model No	Nominal length	Nominal width
CR-375W	T 23103	3m	16mm
CR-575E	T 23105	5m	19mm
CR-575X	T 23105-25	5m	25mm
CR-1075X	T 23110	10m	25mm
CR-2G16W	T 23122	2m	16mm
CR-3G16W	T 23123	3m	16mm
CR-3G16W-M	T 23124	3m	16mm
CR-5G16W	T 23125	5m	19mm
CR-5G16W-M	T 23126	5m	19mm
CR-8G16X	T 23127	8m	25mm
CR-2002	T 23132	20m	13mm
CR-3002	T 23133	30m	13mm
CR-5002	T 23135	50m	13mm
CR-8L10X	T 23100	8m	25mm
CR-J204	T 23152	20m	13mm
CR-J304	T 23153	30m	13mm
CR-J504	T 23155	50m	13mm
CRP-206	T 23142	20m	13mm
CRP-306	T 23143	30m	13mm
CRP-506	T 23145	50m	13mm

Table 7**7.2.2**

Having alternative case models as indicated in Table 8 below:

Model No	Nominal length	Nominal width	Model No	Nominal length	Nominal width
CR—2G31W	2m	16mm	CR—228	2m	13mm
CR—3G31W	3m	16mm	CR—328	3m	13mm
CR—5G31E	5m	19mm	CR—528E	5m	19mm
CR—5G31X	5m	25mm	CR—828X	8m	25mm
CR—8G31X	8m	25mm	CR—P226	2m	13mm
CR—2G32W	2m	16mm	CR—P326	3m	13mm
CR—3G32W	3m	16mm	CR—P526W	5m	16mm
CR—5G32E	5m	19mm	CR—F215W	2m	16mm
CR—5G32X	5m	25mm	CR—F315W	3m	16mm
CR—8G32X	8m	25mm	CR—F315E	3m	19mm
CR—5G29X	5m	25mm	CR—F515E	5m	19mm
CR—5G30X	5m	25mm	CR—203	2m	13mm
CR—2G38W	2m	16mm	CR—303	3m	13mm
CR—3G38W	3m	16mm	CR—503W	5m	16mm
CR—5G38E	5m	19mm	CR—5G18X	5m	25mm
CR—5G38X	5m	25mm	CR—8G18X	8m	25mm
CR—8G38X	8m	25mm	CR—2G19W	2m	16mm
CR—2G37W	2m	16mm	CR—3G19W	3m	16mm

CR—3G37W	3m	16mm	CR—5G19E	5m	19mm
CR—5G37E	5m	19mm	CR—5G19X	5m	25mm
CR—5G37X	5m	25mm	CR—8G19X	8m	25mm
CR—8G37X	8m	25mm	CR—2G17W	2m	16mm
CR—2G36W	2m	16mm	CR—3G17W	3m	16mm
CR—3G36W	3m	16mm	CR—3G17E	3m	19mm
CR—5G36E	5m	19mm	CR—5G17E	5m	19mm
CR—5G36X	5m	25mm	CR—5G17X	5m	25mm
CR—8G36X	8m	25mm	CR—8G17X	8m	25mm
CR—2G28W	2m	16mm	CR—2G20W	2m	16mm
CR—3G28W	3m	16mm	CR—3G20W	3m	16mm
CR—5G28E	5m	19mm	CR—5G20E	5m	19mm
CR—5G28X	5m	25mm	CR—5G20X	5m	25mm
CR—8G28X	8m	25mm	CR—8G20X	8m	25mm
CR—2G27W	2m	16mm	CR—2G12W	2m	16mm
CR—3G27W	3m	16mm	CR—3G12W	3m	16mm
CR—5G27E	5m	19mm	CR—5G12E	5m	19mm
CR—5G27X	5m	25mm	CR—8G12X	8m	25mm
CR—8G27X	8m	25mm	CR—10G12X	10m	25mm
CR—2G23W	2m	16mm	CR—297W	2m	16mm
CR—3G23W	3m	16mm	CR—397W	3m	16mm
CR—5G23E	5m	19mm	CR—597E	5m	19mm
CR—5G23X	5m	25mm	CR—597X	5m	25mm
CR—8G23X	8m	25mm	CR—897X	8m	25mm
CR—J305	30m	13mm	CR—299W	2m	16mm
CR—J506	50m	13mm	CR—399W	3m	16mm
CR—3G41W	3m	16mm	CR—599E	5m	19mm
CR—5G41E	5m	19mm	CR—899X	8m	25mm
CR—8G41X	8m	25mm	CR—296W	2m	16mm
CR—3G42W	3m	16mm	CR—396W	3m	16mm
CR—5G42E	5m	19mm	CR—396E	3m	19mm
CR—8G42X	8m	25mm	CR—596E	5m	19mm
CR—3G43W	3m	16mm	CR—596X	5m	25mm
CR—5G43E	5m	19mm	CR—896X	8m	25mm
CR—8G43X	8m	25mm	CR—896M	8m	32mm
CR—5K02X	5m	25mm	CR—287W	2m	16mm
CR—8K02X	8m	25mm	CR—387W	3m	16mm
CR—3K03W	3m	16mm	CR—387E	3m	19mm
CR—5K03E	5m	19mm	CR—587E	5m	19mm
CR—8K03X	8m	25mm	CR—587X	5m	25mm
CR—887X	8m	25mm	CR—887X	8m	25mm
CR—887M	8m	32mm	CR—887M	8m	32mm
CR—1087M	10m	32mm	CR—1087M	10m	32mm
CR—876M	8m	32mm	CR—286W	2m	16mm
CR—1076M	10m	32mm	CR—386W	3m	16mm
CR—882X	8m	25mm	CR—586E	5m	19mm
CR—882M	8m	32mm	CR—886X	8m	25mm
CR—1082M	10m	32mm	CR—886M	8m	32mm
CR—284W	2m	16mm	CR—364E	3m	19mm

CR—384W	3m	16mm	CR—564E	5m	19mm
CR—584E	5m	19mm	CR—2G11W	2m	16mm
CR—884X	8m	25mm	CR—3G11W	3m	16mm
CR—364E	3m	19mm	CR—5G11E	5m	19mm
CR—564E	5m	19mm	CR—5G11X	5m	25mm
CR—285W	2m	16mm	CR—8G11X	8m	25mm
CR—385W	3m	16mm	CR—10G11X	10m	25mm
CR—585W	5m	16mm	CR—2G15W	2m	16mm
CR—885X	8m	25mm	CR—3G15W	3m	16mm
CR—1085X	10m	25mm	CR—5G15E	5m	19mm
CR—280W	2m	16mm	CR—8G15X	8m	25mm
CR—380W	3m	16mm	CR—295W	2m	16mm
CR—580E	5m	19mm	CR—395W	3m	16mm
CR—880X	8m	25mm	CR—595E	5m	19mm
CR—272W	2m	16mm	CR—595X	5m	25mm
CR—372W	3m	16mm	CR—895X	8m	25mm
CR—572E	5m	19mm	CR—294W	2m	16mm
CR—872X	8m	25mm	CR—394W	3m	16mm
CR—370	3m	13mm	CR—594E	5m	19mm
CR—370E	3m	19mm	CR—594X	5m	25mm
CR—570E	5m	19mm	CR—894X	8m	25mm
CR—870X	8m	25mm	CR—293W	2m	16mm
CR—1070X	10m	25mm	CR—393W	3m	16mm
CR—266	2m	13mm	CR—593E	5m	19mm
CR—366	3m	13mm	CR—593X	5m	25mm
CR—266W	2m	16mm	CR—893X	8m	25mm
CR—366W	3m	16mm	CR—278W	2m	16mm
CR—566E	5m	19mm	CR—378W	3m	16mm
CR—262	2m	13mm	CR—578E	5m	19mm
CR—362	3m	13mm	CR—878X	8m	25mm
CR—262W	2m	16mm	CR—279W	2m	16mm
CR—362W	3m	16mm	CR—379W	3m	16mm
CR—271	2m	13mm	CR—579E	5m	19mm
CR—371	3m	13mm	CR—579X	5m	25mm
CR—371W	3m	16mm	CR—879X	8m	25mm
CR—571E	5m	19mm	CR—289W	2m	16mm
CR—571X	5m	25mm	CR—389W	3m	16mm
CR—871X	8m	25mm	CR—589E	5m	19mm
CR—373E	3m	19mm	CR—589X	5m	25mm
CR—573E	5m	19mm	CR—889X	8m	25mm
CR—873X	8m	25mm	CR—889M	8m	32mm
CR—233W	2m	16mm	CR—1089M	10m	32mm
CR—333	3m	13mm	CR—3G21W	3m	16mm
CR—333W	3m	16mm	CR—5G21E	5m	19mm
CR—533W	5m	16mm	CR—8G21X	8m	25mm
CR—533E	5m	19mm	CR—2G24W	2m	16mm
CR—833X	8m	25mm	CR—3G24W	3m	16mm
CR—1033X	10m	25mm	CR—3G24E	3m	19mm
CR—269W	2m	16mm	CR—5G24E	5m	19mm

CR—369W	3m	16mm	CR—5G24X	5m	25mm
CR—569E	5m	19mm	CR—8G24X	8m	25mm
CR—869X	8m	25mm	CR—2G25W	2m	16mm
CR—260	2m	13mm	CR—3G25W	3m	16mm
CR—360	3m	13mm	CR—3G25E	3m	19mm
CR—260W	2m	16mm	CR—5G25E	5m	19mm
CR—360W	3m	16mm	CR—8G25X	8m	25mm
CR—560E	5m	19mm	CR—2G26W	2m	16mm
CR—560X	5m	25mm	CR—3G26W	3m	16mm
CR—860X	8m	25mm	CR—5G26E	5m	19mm
CR—1060X	10m	25mm	CR—5G26X	5m	25mm
CR—307W	3m	16mm	CR—8G26X	8m	25mm
CR—507E	5m	19mm			
CR—507X	5m	25mm			

Table 8

7.2.3 Having alternative model numbers, for “Meister Werkzeuge GmbH”, as indicated in Table 9.

Model number	MEISTER Model Number	Model number	MEISTER Model Number
CR-282W	6530000*	CR-582X	6530250*
CR-282W	6530006**	CR-886X	6530300**
CR-382W	6530100*	CR-882X	6530350*
CR-382W	6530106**	CR-3002	6576000**
CR-582E	6530200*	----	----
CR-582E	6530206**	----	----

Note: * having the MEISTER logo, see section 7.4.11 ** having the MEROX logo, see section 7.4.11

Table 9

7.2.4 Having alternative model numbers, for “Unior d d”, as indicated in Table 10.

Model number	UNIOR d d Model Number	Model number	UNIOR d d Model Number
CR-J506	621525 714	CR-384W	612794 710R
CR-284W	612789 710R	CR-584E	612795 710R
CR-384W	612790 710R	CR-884X	612796 710R
CR-584E	612791 710R	----	----
CR-884X	612792 710R	----	----
CR-284W	612793 710R	----	----

Table 10

7.2.5 Having alternative model numbers, for “Rico”, as indicated in Table 11.

Model number	Rico Model Number	Model number	Rico Model Number
CR-279W	RC216	CR-290W	RC220
CR-379W	RC217	CR-390W	RC221

CR-579E	RC218	CR-590E	RC222
CR-579X	RC219	CR-590X	RC223
CR-3G48W	RC226	CR-1090X	RC224
CR-5G48E	RC227	CR-5G48X	RC228
CR-2G48W	RC225	----	----

Table 11

7.2.6 Having alternative model numbers, for “Bessto”, as indicated in Table 12.

Model No	Alternative Model No	Nominal length	Nominal width	Case dimensions
CR-3G37W	B03A0011	3 m	16 mm	
CR-5G37E	B03A0012	5 m	19 mm	
CR-7HG37X	B03A0013	7.5 m	25 mm	

Table 12

7.2.7 Having a model of blade length and width as indicated in Table 13 below, which is a composite measure, fitted with a claw hook end. This measure is of the type usually assembled into a closed case incorporating a winder mechanism. Information regarding the method of use is shown in figure 17, and must accompany each instrument.

Model No	Nominal length	Nominal width
CR-K3030	30 m	10 mm

Table 13

7.2.7.1 Having alternative model numbers, for “Stanley Black & Decker, Inc.”, as indicated in Table 14.

Model No	Alternative Model No	Nominal length	Nominal width
CR-K3030	DWHT34201	30 m	10 mm
CR-K3030	XTHT34202	30 m	10 mm
CR-K3030	0-34-203	30 m	10 mm
CR-K3030	XTHT34204	30 m	10 mm

Table 14

7.2.8 Having alternative case model numbers for “Ningbo JF” and alternative case model numbers, for “DHT”, as indicated in Table 15.

Alternative Model No “Ningbo JF”	Alternative Model No “DHT”	Nominal length	Nominal width
CR-2G44W	D05440216	2 m	16 mm
CR-3G44W	D05440316	3 m	16 mm
CR-3HG44W	D05443516	3.5 m	16 mm
CR-5G44E	D05440519	5 m	19 mm

CR-5G44X	D05440525	5 m	25 mm
CR-5HG44X	D05445525	5.5 m	25 mm
CR-7HG44X	D05447525	7.5 m	25 mm
CR-8G44X	D05440825	8 m	25 mm
CR-2G45W	D05450216	2 m	16 mm
CR-3G45W	D05450316	3 m	16 mm
CR-3HG45W	D05453516	3.5 m	16 mm
CR-5G45E	D05450519	5 m	19 mm
CR-5G45X	D05450525	5 m	25 mm
CR-5HG45X	D05455525	5.5 m	25 mm
CR-7HG45X	D05457525	7.5 m	25 mm
CR-8G45X	D05450825	8 m	25 mm

Table 15

7.2.9 Having alternative case models as indicated in Table 16 below:

Model No	Nominal length	Nominal width	Model No	Nominal length	Nominal width
CR-2G45W	2m	16mm	CR-2G51W	2m	16mm
CR-3G45W	3m	16mm	CR-3G51W	3m	16mm
CR-5G45E	5m	19mm	CR-5G51E	5m	19mm
CR-5G45X	5m	25mm	CR-5G51X	5m	25mm
CR-8G45X	8m	25mm	CR-8G51X	8m	25mm
CR-2G44W	2m	16mm	CR-2G42	2m	13mm
CR-3G44W	3m	16mm	CR-3G42	3m	13mm
CR-5G44E	5m	19mm	CR-2G42W	2m	16mm
CR-5G44X	5m	25mm	CR-5G42X	5m	25mm
CR-8G44X	8m	25mm	CR-10G42X	10m	25mm
CR-2G46W	2m	16mm	CR-2G43	2m	13mm
CR-3G46W	3m	16mm	CR-3G43	3m	13mm
CR-5G46E	5m	19mm	CR-2G43W	2m	16mm
CR-5G46X	5m	25mm	CR-5G43X	5m	25mm
CR-8G46X	8m	25mm	CR-10G43X	10m	25mm
CR-2K05W	2m	16mm	CR-2G52W	2m	16mm
CR-3K05W	3m	16mm	CR-3G52W	3m	16mm
CR-5K05E	5m	19mm	CR-5G52E	5m	19mm
CR-5K05X	5m	25mm	CR-5G52X	5m	25mm
CR-8K05X	8m	25mm	CR-8G52X	8m	25mm
CR-10K05X	10m	25mm	CR-2G53W	2m	16mm
CR-2G48W	2m	16mm	CR-3G53W	3m	16mm
CR-3G48W	3m	16mm	CR-5G53E	5m	19mm
CR-5G48E	5m	19mm	CR-5G53X	5m	25mm

CR-5G48X	5m	25mm	CR-8G53X	8m	25mm
CR-8G48X	8m	25mm	CR-2G49W	2m	16mm
CR-2G47W	2m	16mm	CR-3G49W	3m	16mm
CR-3G47W	3m	16mm	CR-5G49E	5m	19mm
CR-5G47E	5m	19mm	CR-5G49X	5m	25mm
CR-5G47X	5m	25mm	CR-8G49X	8m	25mm
CR-8G47X	8m	25mm	CR-J306	30m	12.5mm
CR-30G50	30m	12.5mm	CR-J506	50m	12.5mm
CR-50G50	50m	12.5mm	CR-5HG53X	5.5m	25mm
CR-3HG53W	3.5m	16mm	CR-7HG53X	7.5m	25mm
CR-3K12W	3m	16mm			

Table 16

7.2.9.1 The cases do not have dimensions for making internal measurements.

7.2.9.2 The cases can be fitted with a belt clip and carrying strap, where designed for that purpose.

7.2.10 Having alternative model numbers, for “Retta”, as indicated in Table 17.

Ningbo JF Model number	Retta Model number	Ningbo JF Model number	Retta Model number
CR-3G45W	RCM0316	CR-3G45W	RPM0316
CR-5G45E	RCM0519	CR-5G45E	RPM0519
CR-5G45X	RCM0525	CR-5G45X	RPM0525
CR-8G45X	RCM0825	-----	-----

Table 17

7.2.10.1 The cases do not have dimensions for making internal measurements.

7.2.10.2 The cases can be fitted with a belt clip and carrying strap, where designed for that purpose.

7.2.11 Having alternative model numbers for “Profix”, as indicated in Table 18.

Ningbo JF Model number	Profix Model number	Ningbo JF Model number	Profix Model number
CR-3G51W	20283	CR-8G52X	20128
CR-5G51E	20285	CR-3G38W	20293
CR-8G51X	20288	CR-5G38E	20295
CR-3G52W	20123	CR-8G38X	20298
CR-5G52E	20125	-----	-----

Table 18

7.2.11.1 The cases do not have dimensions for making internal measurements.

7.2.11.2 The cases can be fitted with a belt clip and carrying strap, where designed for that purpose.

7.2.12 Having alternative case models as indicated in Table 19 below:

Model No	Nominal length	Nominal width	Model No	Nominal length	Nominal width
CR-3G52W	3m	16mm	CR-5UM18E	5m	19mm
CR-5G52E	5m	19mm	CR-5G33E	5m	19mm
CR-5G52X	5m	25mm	CR-3G59W	3m	16mm
CR-7HG52X	7.5m	25mm	CR-5G59E	5m	19mm
CR-8G52X	8m	25mm	CR-5G59X	5m	25mm
CR-10G52X	10m	25mm	CR-7HG59X	7.5m	25mm
CR-7H89X	7.5m	25mm	CR-8G59X	8m	25mm
CR-1089X	10m	25MM	CR-10G59X	10m	25mm
CR-7H76X	7.5m	25mm	CR-369AW	3m	16mm
CR-876X	8m	25mm	CR-569AE	5m	19mm
CR-1076X	10m	25mm	CR-569AX	5m	25mm
CR-5G41X	5m	25mm	CR-7H69AX	7.5m	25mm
CR-7HG41X	7.5m	25mm	CR-869AX	8m	25mm
CR-10G41X	10m	25mm	CR-1069AX	10m	25mm

Table 19

7.2.12.1 The cases do not have dimensions for making internal measurements.

7.2.12.2 The cases can be fitted with a belt clip and carrying strap, where designed for that purpose.

7.2.13 Having alternative model numbers for “Elit”, as indicated in Table 20.

Ningbo JF Model number	Elit Model number	Ningbo JF Model number	Elit Model number
CR-2G42W	SM200	CR-3G42W	SM300
CR-5G42E	SM500	CR-5G42X	SM525
CR-8G42X	SM800		

Table 20

7.2.13.1 The cases do not have dimensions for making internal measurements.

7.2.13.2 The cases can be fitted with a belt clip and carrying strap, where designed for that purpose.

7.2.14 Having alternative case models as indicated in Table 21 below:

Model No	Nominal length	Nominal width	Model No	Nominal length	Nominal width
CR-369W	3m	16mm	CR-5G54X	5m	25mm
CR-569E	5m	19mm	CR-8G54X	8m	25mm
CR-569X	5m	25mm	CR-10G54X	10m	25mm
CR-869X	8m	25mm	CR-3G56W	3m	16mm

CR-1069X	10m	25mm	CR-5G56E	5m	19mm
CR-3G54W	3m	16mm	CR-5G56X	5m	25mm
CR-5G54E	5m	19mm	CR-8G56X	8m	25mm

Table 21

7.2.14.1 The cases do not have dimensions for making internal measurements.

7.2.14.2 The cases can be fitted with a belt clip and carrying strap, where designed for that purpose.

7.2.15 Having alternative model numbers for “Junior”, as indicated in Table 22.

Ningbo JF Model number	JUNIOR Model number	Nominal length	Nominal width
CR-369W	JNR-369W	3m	16mm
CR-569E	JNR-569E	5m	19mm
CR-569X	JNR-569X	5m	25mm
CR-1069X	JNR-1069X	10m	25mm

Table 22

7.2.15.1 The cases do not have dimensions for making internal measurements.

7.2.15.2 The cases can be fitted with a belt clip and carrying strap, where designed for that purpose.

7.2.16 Having alternative model numbers for “Eratool”, as indicated in Table 23.

Ningbo JF Model number	ERATOOL Model number	Nominal length	Nominal width
CR-369W	ERA-369W	3m	16mm
CR-569E	ERA-569E	5m	19mm
CR-569X	ERA-569X	5m	25mm
CR-1069X	ERA-1069X	10m	25mm

Table 23

7.2.16.1 The cases do not have dimensions for making internal measurements.

7.2.16.2 The cases can be fitted with a belt clip and carrying strap, where designed for that purpose.

7.2.17 Having alternative model numbers for “INANC”, as indicated in Table 24.

Ningbo JF Model number	INC Model number	Nominal length	Nominal width
CR-369W	INC-369W	3m	16mm
CR-569E	INC-569E	5m	19mm
CR-569X	INC-569X	5m	25mm
CR-1069X	INC-1069X	10m	25mm

Table 24

7.2.17.1 The cases do not have dimensions for making internal measurements.

7.2.17.2 The cases can be fitted with a belt clip and carrying strap, where designed for that purpose.

7.2.18 Having alternative model numbers for “PROTER”, as indicated in Table 25.

Ningbo JF Model number	PROTER Model number	Nominal length (m)	Nominal width (mm)
CR-3G44W	PR 1316	3	16
CR-5G44E	PR 1519	5	19
CR-5G44X	PR 1525	5	25
CR-5G44X	PR 1525 MG	5	25
CR-10G44X	PR 1025	10	25
CR-10G44X	PR 1025 MG	10	25

Table 25

7.2.18.1 The cases do not have dimensions for making internal measurements.

7.2.18.2 The cases can be fitted with a belt clip and carrying strap, where designed for that purpose.

7.2.19 Having alternative model numbers for “mtx”, as indicated in Table 26.

Ningbo JF Model number	mtx Model number	Nominal length (m)	Nominal width (mm)
CR-3G57W	325509	3	16
CR-5G57X	325529	5	25
CR-3G38W	325549	3	16
CR-5G38X	325569	5	25
CR-5G57E	325519	5	19
CR-7HG57X	325539	7.5	25
CR-5G38E	325559	5	19
CR-7HG38E	325579	7.5	19

Table 26

7.2.20 Having alternative model numbers for “KRL” as indicated in table 27

Ningbo JF Model number	KRL Model number	Nominal length (m)	Nominal width (mm)
CR-369W	KRL-369W	3	16
CR-569E	KRL-569E	5	19
CR-569X	KRL-569X	5	25
CR-1069X	KRL-1069X	10	25

Table 27

7.2.21 Having alternative case models as indicated in Table 28 below:

Model No	Nominal length	Nominal width	Model No	Nominal length	Nominal width
CR-7HG65X	7.5m	25mm	CR-5G52X	5m	25mm
CR-8G65X	8m	25mm	CR-7HG52X	7.5m	25mm

CR-2G64W	2m	16mm	CR-8G52X	8m	25mm
CR-3G64W	3m	16mm	CR-1085X	10m	25mm
CR-5G64E	5m	19mm	CR-2G55W	2m	16mm
CR-5G64X	5m	25mm	CR-3G55W	3m	16mm
CR-7HG64X	7.5m	25mm	CR-5G55E	5m	19mm
CR-8G64X	8m	25mm	CR-5G55X	5m	25mm
CR-7HG66X	7.5m	25mm	CR-7HG55X	7.5m	25mm
CR-8G66X	8m	25mm	CR-8G55X	8m	25mm
CR-3G62E	3m	19mm	CR-2G56W	2m	16mm
CR-5G62E	5m	19mm	CR-3G56W	3m	16mm
CR-5G62X	5m	25mm	CR-5G56E	5m	19mm
CR-7HG62X	7.5m	25mm	CR-5G56X	5m	25mm
CR-8G62X	8m	25mm	CR-7HG56X	7.5m	25mm
CR-2G61W	2m	16mm	CR-8G56X	8m	25mm
CR-3G61W	3m	16mm	CR-2G54W	2m	16mm
CR-5G61E	5m	19mm	CR-3G54W	3m	16mm
CR-5G61X	5m	25mm	CR-5G54E	5m	19mm
CR-7HG61X	7.5m	25mm	CR-5G54X	5m	25mm
CR-8G61X	8m	25mm	CR-7HG54X	7.5m	25mm
CR-10G61X	10m	25mm	CR-8G54X	8m	25mm
CR-569AX	5m	25mm	CR-10G54X	10m	25mm
CR-7H69AX	7.5m	25mm	CR-2G57W	2m	16mm
CR-869AX	8m	25mm	CR-3G57W	3m	16mm
CR-1069AX	10m	25mm	CR-5G57E	5m	19mm
CR-2G63W	2m	16mm	CR-5G57X	5m	25mm
CR-3G63W	3m	16mm	CR-7HG57X	7.5m	25mm
CR-5G63E	5m	19mm	CR-8G57X	8m	25mm
CR-5G63X	5m	25mm	CR-2G59W	2m	16mm
CR-7HG63X	7.5m	25mm	CR-3G59W	3m	16mm
CR-8G63X	8m	25mm	CR-5G59E	5m	19mm
CR-10G63X	10m	25mm	CR-5G59X	5m	25mm
CR-2G52W	2m	16mm	CR-7HG59X	7.5m	25mm
CR-3G52W	3m	16mm	CR-8G59X	8m	25mm
CR-5G52E	5m	19mm			

Table 28

7.2.22 Having alternative model numbers for “Metrica” as indicated in table 29 below.

Ningbo JF Model number	METRICA SPA Model number	Nominal length (m)	Nominal width (mm)
CR-3G44W	08973 or 38973 or 98973	3	16
CR-5G44E	08974 or 38974	5	19

	or 98974		
CR-5G44X	08975 or 38975 or 98975	5	25
CR-8G44X	08978 or 38978 or 98978	8	25
CR-10G44X	08980 or 38980 or 98980	10	25
CR-3K02K	38403 or 08403 or 98403	3	25
CR-5K02K	38405 or 08405 or 98405	5	25
CR-8K02K	38409 or 08409 or 98409	8	25

Table 29


7.2.22.1 The cases do not have dimensions for making internal measurements.

7.2.22.2 The cases can be fitted with a belt clip and carrying strap, where designed for that purpose.

7.3 Having the following markings which are in addition to the manufacturer's identification and/or logo.

7.3.1 Having the marking "TRANSFILCO SA".



7.3.2 Having the marking  which is the ID of Sarac Teknik Hirdavat Ins. San. ve Tic. Ltd. Sti. Osmangazi Mah. Yildirim Beyazit Cad. No:35 Samandira/Istanbul TURKEY.



7.3.3 Having the marking  which is the ID of Ender Yapi Malzemeleri Ins.Tah. San ve Tic Ltd.Sti. Merkez Mah.Fatih Cad.Firat Sok, No:3 Halkali - Kucukcekmece, TURKEY.






7.3.4 Having the marking  which is the ID of Duna Dis Ticaret Ltd.Sti, Perpa Ticaret Merkezi, B Blok Kat: 2 No: 75, Okmeydanı – 34384, Istanbul, TURKEY.




7.3.5 Having the marking  which is the ID of Muratoglu Hirdavat San. Ve Tic. Ltd. Sti, Maltepe Cad, Canayakin Sit, B Blok No: 7, 34020 Topkapi, Istanbul, TURKEY.



7.3.6 Having the marking  which is the ID of Meridian International Co., Ltd, 1886 Laiyin Road, Songjiang, Shanghai, CHINA.

7.3.7 Having the marking  or  or  which are the IDs of Intratek Muh. Ve Dis. Tic. A.S: Ataturk Mah.Girne Cad. No:45 34750 Kucukbakkalkoy/Kadikoy Istanbul Turkiye.



7.3.8 Having the marking  which is the ID of Soykan El Aletleri H. Hüseyin Alkan, Tersane CAD. Abdüsellah SOK. NO:7/C, Karakoy, Istanbul, Turkey.

7.3.9 Having the marking  which is the ID of Detay Baglanti Elemanlari San. Ve Tic. A.S.:Ornek San. Sit. 8 Cad. No: 5 Gaziantep Turkey.





7.3.10 Having the marking  which is the ID of MCM Hirdavat İthalat İhracat Makina Sanayi ve Ticaret Ltd.ŞTİ. Arapcamı Mahallesi Ömerağa Sokak Turan Han No:3 Kat:2 Daire:3 Perşembepazari-Karaköy-Istanbul Turkey.

7.3.11 Having the marking  or  which are the IDs of Meister Werkzeuge GmbH, Oberkamper Strasse 37-39 42349 Wuppertal.

7.3.12 Having the marking  or  which is the ID of Unior d.d. Program Ro no orodje - Hand Tools Programme Kova ka cesta 10 SI - 3214 Zre e.

7.3.13 Having the marking  which is the ID of Ufuk Hirdavat San Ve Tic Ltd Sti, Merkez Mah, Turgut Ozal Bulvari No 18, Alemdag - Cekmekoy, Istanbul - Turkey.

7.3.14 Having the marking  which is the ID of Karakus Hirdavat San.Ve Tic.Ltd.Sti. Istoc 16.Ada No:20-22 Mahmutbey-Bagcilar-Istanbul-Turkey.

7.3.15 Having any of the following markings:  or  or  or  which are the IDs of CENTRAL LOBAO S.A. Rua da Gandara no.664 4520-606 S.JOAO DE VER S.M.Feira, Portugal

7.3.16 Having the marking:  which is the ID of DRACOP S.JELEN, J.KWADRANS, M.MICHALEC SPOLKA JAWNA UL. MAKUSZYNSKIEGO 6 31-752 KRAKOW POLAND.

7.3.17 Having the marking: STANLEY which is the ID of Stanley Black & Decker, Inc., 480 Myrtle Street, New Britain, CT 06053, U.S.A.

7.3.18 Having the marking:  which is the ID of Deha Teknik El Aletleri Hir San Ve Tic Ltd Sti, Ornek Sanayi Sitesi 8. Cd No. 3 Sehitkamil, Gaziantep, Turkey.

7.3.19 Having the marking:  which is the ID of Standart Civata Ticaret ve Sanayi A.S. 10002 Sokak No:12 A.O.S.B.Cigli-Izmir-Turkey.

7.3.20 Having the marking  which is the ID of Varo - Vic. Van Rompuy nv Joseph Van Instraat 9 2500 Lier, Belgium.

7.3.21 Having the marking  which is the ID of TASTAN MAKINA Prof.Cemil Birscl Cad.No:17 Eminonu/Istanbul-TURKEY.

7.3.22 Having the marking  which is the ID of PROFIX Sp. z o.o. ul. Marywilska 34, 03-228 Warszawa, POLAND.

7.3.23 Having the marking  which is the ID of MUHITTIN CAKIROGLU HIRD. INS. GIDA. TUR. SAN. TIC.LTD. STI KARACAOGLAN MAH. 6166 SOK NO: 23/B ISIKENT/BORNOVA/IZMIR/TURKEY

7.3.24 Having the marking  which is the ID of KOÇTAŞ YAPI MARKETLERİ TİC. A.Ş. Taşdelen Şile Otobanı 11.km No:1 C-Blok Alemdar Sapağı Sırrı Çelik Bulvarı Ümraniye 34788 İstanbul

7.3.25 Having the marking  which is the ID of HETAS MAKINA TICARET VE SANAYİ A.S. MASLAK MAH. ZUMRUT SK. NO:1 SISLI-ISTANBUL, TURKEY

7.3.26 Having the marking  which is the ID of SGT SANAYİ VE TİCARİ URUNLER DIS TIC. ANONİM SİRKETİ KAHRAMANLAR CAD. DOKUZ EYLUL MAH NO:39 GAZİEMİR İZMİR TURKEY.

7.3.27 Having the marking  which is the ID of ERA HIRDAVAT HIRDAVAT LTD. STI. NATO YOLU CADDESİ NO.71 YENİDÜDÜLLÜ ÜMRANIYE/İSTANBUL – TÜRKİYE.

7.3.28 Having the marking  which is the ID of STANLEY BLACK & DECKER INC. NO.306 ZHONGSHAN ROAD, DAYA DIST, TAI CHUNG CITY 4284, TAIWAN

7.3.29 Having the marking  which is the ID of İNANÇ TRAFO MAK.SAN.İNANÇ KOSE,YAVUZ SULTAN SELİM CAD.NO.36/D CAMDIBI/İZMİR,TURKEY.

7.3.30 Having the marking  which is the ID of ALTER MAKİNA TİC.VE SANAYİ A.S. MALTEPE CAD.CANAYAKIN SİTESİ,C BLOK,NO:5 BAYRAMPASA/İSTANBUL-TURKEY P.O.BOX:34160.

7.3.31 Having the marking  which is the ID of HEDEF TUKETİM URUNLERİ SANAYİ VE DİS TİCARET A.S.KİSİKLİ MAH. TURİSTİK CA MLICA CAD. NO:9 34692 ÜSKÜDAR-İSTANBUL / TURKEY


7.3.32 Having the marking  which is the ID of MATRIZE-HANDELS GMBH ROOM 11D-11, FUSHAN ROAD, PUDONG DISTRICT, SHANGHAI

7.3.33 Having the marking  which is the ID of STANLEY BLACK & DECKER INC. NO.306 ZHONGSHAN ROAD, DAYA DIST, TAI CHUNG CITY 4284, TAIWAN

Having alternative model numbers as indicated in table 30 below.

Model number	Alternative Model number	Stanley Model number	Nominal Length (m)	nominal Width (mm)
CR-335	CR-3K28	STHT30204-8	3	13
		STHT30278-8		
		STHT30284-8		
		STHT30284-8B		
CR-535E	CR-5K28E	STHT33989-8	5	19
		STHT30279-8		
		STHT30285-8		
		STHT30285-8B		
CR-835X	CR-8K28X	STHT33994-8	8	25
		STHT30281-8		
		STHT30286-8		
		STHT30286-8B		

Table 30

7.3.34 Having the marking  which is the ID of KAROGLU MUH.YAPI VE SAN.DIS.TİC.LTD.STİ. MAHMUT BEY.MAH.ISDOC TOPTANCILAR CARSISI 25 ADA NO.81/83 BAGCILAR – ISTANBUL/ TURKIYE

7.3.35 Having the marking  or  or  which is the ID of METRICA SPA – VIA GRANDI 18 – 20097 SAN DONATO – ITALY

7.3.36 Having the marking  which is the ID of FISEK HIRDAVAT TICARET VE SANAYİ A.S., PİRİNCCI MH. PİRİNCCI KOYU YOLU SK. NO:35 HABİBLER-EYUP/İSTANBUL TURKEY

The designations are as follows:

Model number	NoRa Model number	Model number	NoRa Model number
CR-2G11W	ON24080	CR-3G11W	ON24081
CR-3HG11W	ON24082	CR-5G11E	ON24083
CR-5G11X	ON24025	CR-5HG11X	ON24084
CR-7HG11X	ON24085	CR-8G11X	ON24086
CR-10G11X	ON24087		

Table 31

7.3.37 Having the marking **STARLINE** or  which are the ID of Ates İnsaat Sanayi Taahhut Ticaret A.S, Seyhan Caddesi NO: 17/A Seyhan, Adana, TURKEY

The designations are as follows:

Model number	Starline Model number	Model number	Starline Model number
CR-390W	390W	CR-590E	590E
CR-590X	590X	CR-890X	890X
CR-1090X	1090X	CR-3G48W	3G48W
CR-5G48E	5G48E	CR-5G48X	5G48X
CR-8G48X	8G48X	CR-3G56W	3G56W
CR-5G56E	5G56E	CR-5G56X	5G56X
CR-8G56X	8G56X	CR-J206	J206
CR-J306	J306	CR-J506	J506
CR-3G44W	3G44W	CR-5G44E	5G44E
CR-5G44X	5G44X	CR-8G44X	8G44X
CR-10G44X	10G44X		
CR-3G51W	3G51W	CR-5G51E	5G51E
CR-5G51X	5G51X	CR-8G51X	8G51X
CR-3G57W	3G57W	CR-5G57E	5G57E
CR-5G57X	5G57X	CR-8G57X	8G57X

Table 32

7.3.38 Having the marking  which is the ID of : kwb Germany Gmbh, Hauptstrasse 132 28816 Stuhr/Germany.

The designations are as follows:

Model number	Kwb Model number	Model number	Kwb Model number
CR-2G53W	370293	CR-5G53X	370295
CR-3G53W	370098	CR-5HG53X	370296
CR-3HG53W	370294	CR-7HG53X	370297
CR-5G53E	370099	CR-8G53X	370298

Table 33

7.3.39 Having the marking  which is the ID of Ningbo JieJie Tools CO., Ltd., No.118 Zhuangshi Rd.(S),315212 Ningbo China.

The designations are as follows:

Ningbo JF Model number	FIXMAN Model number	Nominal length (m)	Nominal width (mm)
CR-3K12W	G0101	3	16
CR-5K12E	G0102	5	19
CR-7HK12X	G0103	7.5	25
CR-3K12W	G0104	3	16
CR-5K12E	G0105	5	19
CR-7HK12X	G0103	7.5	25

Table 34

7.3.40 Having the following markings:



which are the IDs of: GRUPA TOPEX SP. Z O.O."SPOLKA KOMANDYTOWA
UL.POGRANICZNA 2/4 02-285 WARSZAWA POLAND.

7.3.40.1 Having alternative model numbers as indicated in the table 35 below

Model number	TOP TOOLS Model number	Model number	TOP TOOLS Model number
CR-3G11W	27C230	CR-5G11E	27C231

Table 35

7.3.40.2 Having alternative model numbers as indicated in the table 36 below

Model number	TOPEX Model number	Model number	TOPEX Model number
CR-3G42W	27C383	CR-5G42E	27C385
CR-7HG42X	27C387	CR-3G54W	27C393
CR-5G54E	27C395	CR-7HG54X	27C397
CR-2002	28C422	CR-3002	28C423

Table 36

7.3.40.3 Having alternative model numbers as indicated in the table 37 below

Model number	NEO Model number	Model number	NEO Model number
CR-3G56W	67-173	CR-5G56E	67-175
CR-7HG56X	67-178	CR-3G53W	67-183
CR-5G53X	67-185	CR-8G53X	67-188
CR-3G62E	67-213	CR-5G62X	67-215
CR-8G62X	67-218		

Table 37

7.3.41 Having alternative case models as indicated in Table 38 below, the cases do not have dimensions for making internal measurements

Model No	Nominal length	Nominal width	Model No	Nominal length	Nominal width
CR-2G65W	2m	16mm	CR-2G68W	2m	16mm
CR-3G65W	3m	16mm	CR-3G68W	3m	16mm
CR-3HG65W	3.5m	16mm	CR-3HG68W	3.5m	16mm
CR-5G65E	5m	19mm	CR-5G68E	5m	19mm
CR-5G65X	5m	25mm	CR-5G68X	5m	25mm
CR-7HG65X	7.5m	25mm	CR-7HG68X	7.5m	25mm
CR-8G65X	8m	25mm	CR-8G68X	8m	25mm
CR-2G67W	2m	16mm	CR-2G69W	2m	16mm

CR-3G67E	3m	16mm	CR-3G69W	3m	16mm
CR-3HG67W	3.5m	16mm	CR-3HG69W	3.5m	16mm
CR-5G67E	5m	19mm	CR-5G69E	5m	19mm
CR-5G67X	5m	25mm	CR-5G69X	5m	25mm
CR-7HG67X	7.5m	25mm	CR-7HG69X	7.5m	25mm
CR-8G67X	8m	25mm	CR-8G69X	8m	25mm

Table 38

7.4 Having alternative model of blade with a length of 30 m and width of 13 mm which is a line measure, fitted with a ring end but with only an upper scale. This measure is of the type usually assembled into an open reel/case incorporating a winder mechanism.

8 SPECIAL CONDITIONS

8.1 When using the measure for internal measurement, the case must be permitted to locate and must not be impeded by the carrying strap.

8.2 Model CR-524W shall not be fitted with a personal carrying strap.

8.3 The inscription on CR-807X includes the additional inscription “cm” within the first 10 cm of the blade.

9 ILLUSTRATIONS

Figure 1 The blade

Figure 3 Example of a wide composite measure.

Figure 5 Example of the series 35 case style

Figure 7 Example of the series J1 case style

Figure 9 Example of the series 76 case style

Figure 11 Example of the series 75 case style

Figure 13 Example of the series 96 case style

Figure 15 Example of the series 90 case style

Figure 17 Example of approved method of use.

Figure 19 Example of Claw hook end, closed.

Figure 21 Example of the CR-5G45E case style

Figure 23 Example of the FIXMAN case style

Figure 2 Examples of the CR case style.

Figure 4 Example of the steel line measure.

Figure 6 Example of the series 87 case style

Figure 8 Example of the series 74 case style

Figure 10 Example of the series 64 case style

Figure 12 Example of the series 89 case style

Figure 14 Example of the series 97 case style

Figure 16 Example of the fibreglass measure

Figure 18 Example of closed case design


Figure 20 Example of the CR-5G48E case style

Figure 22 Example of the CR-G44 case style

10

CERTIFICATE HISTORY

ISSUE NO.	DATE	DESCRIPTION
UK/0126/0034	4 July 2008	Certificate first issued.
UK/0126/0034 Revision 1	6 October 2008	Revision 1 issued; Alternative case models CR-75, CR-002, CR-J4, CR-G16, and CRP-06 added to section 7.1.3 Table 3. Addition of sections 7.3.2 and 7.4.4.
UK/0126/0034 Revision 2	17 November 2008	Revision 2 Issued; Alternative case models CR-82 and CR-90 added to section 7.1.3 Table 3. Addition of section 7.4.5. All case dimensions removed.
UK/0126/0034 Revision 3	26 February 2009	Revision 3 Issued; Alternative manufacturer's identification logo added to section 4. Addition of section 7.4.6.
UK/0126/0034 Revision 4	16 November 2009	Revision 4 Issued; Addition of alternative case models in Table 3: CR-374W, CR-574E, CR-574X, CR-1074M, CR-376W, CR-576E, CR-576X & CR-1076M Addition of section 7.4.7 and 7.4.8 Addition of Section 7.5 Class I blades Addition of section 7.6 Addition of Figures 8 & 9
UK/0126/0034 Revision 5	26 March 2010	Revision 5 Issued; Addition, in Table 3, of alternative case models: 33, 37, 64, 75, 89, 96 & 97. Addition of section 7.4.9 - alternative marking Addition of Figures 10 to 14
UK/0126/0034 Revision 6	07 May 2010	Revision 6 Issued; Addition of section 7.3.3; Additional models Amendment to Section 7.5: Table 6 (and reference) is changed to Table 7. Addition of section 7.4.10 - alternative marking.
UK/0126/0034 Revision 7	12 August 2010	Revision 7 Issued; Section 7.5 [Class I tape measures] removed, section 7.6 re-numbered as 7.5
UK/0126/0034 Revision 8	30 November 2010	Revision 8 Issued; Addition of section 7.3.4 with new table 9 Addition of section 7.3.5 with new table 10 Addition of section 7.4.11 and 7.4.12 - alternative marking.

UK/0126/0034 Revision 9	19 January 2011	Revision 9 Issued; Addition of section 7.4.13 - alternative marking. Addition of case models CR-307W, CR-507E and CR-507X in Table 6 of section 7.3.3.
UK/0126/0034 Revision 10	24 February 2011	Revision 10 Issued; Addition of model 290W into section 7.1.3, Table 3 Addition of section 7.3.6; Alternative model No. references. Addition of the following logo  in section 7.4.7. Addition of section 7.4.14 - alternative marking. Addition of Figure 15 series 90 case style
UK/0126/0034 Revision 11	31 August 2011	Revision 11 Issued; Addition of section 7.4.15 - alternative marking.
UK/0126/0034 Revision 12	08 February 2012	Revision 12 Issued: Addition of sections 7.1.4 and 7.1.5 and new tables 4 and 5. Subsequent tables renumbered. Added the word 'steel' to figure 4 description. Addition of figure 16. Addition of section 7.4.16. - Alternative marking. Addition of section 7.3.7 - Alternative model numbers, and added table 12.
UK/0126/0034 Revision 13	06 June 2012	Revision 13 Issued: New approval of a "claw end" hook design for existing 30m x 10mm blade. Addition of section 7.3.8, including tables 13 and 14. Addition of figures 17,18 and 19. Addition of company logo and address, section 7.4.17. Addition of company logo and address, section 7.4.18.
UK/0126/0034 Revision 14	16 November 2012	Revision 14 Issued: Addition of section 7.3.9. with new table 15 - Alternative (case) model numbers for "Ningbo JF" and Alternative (case) model numbers for "DHT" (Turkey).
UK/0126/0034 Revision 15	11 February 2013	Revision 15 issued: The following sections re-numbered: 7.2 re-numbered to 7.1.5.1 and all subsequent sub-paragraphs renumbered. 7.3 re-numbered to 7.2 and all subsequent sub-paragraphs renumbered 7.4 renumbered to 7.3 and all subsequent sub-paragraphs renumbered. 7.5 renumbered to 7.4 and all subsequent sub-paragraphs renumbered. Addition of company logo and address, section 7.3.19.

		<p>Addition of company logo and address, section 7.3.20.</p> <p>Addition of 4 new “Ningbo JF” case model numbers and the “Rico” equivalent in section 7.2.5 - table 11, (CR-3G48W, CR-5G48E, CR-5G48X and CR-2G48W).</p> <p>Addition of new “Ningbo JF” model numbers in section 7.2.2, table 8.</p> <p>Addition of section 7.2.9 new product code numbers with table 16.</p> <p>Addition of case designs, figs 20 and 21.</p>
UK/0126/0034 Revision 16	26 April 2013	<p>Revision 16 issued:</p> <p>Addition of company logo and address in section 7.3.21</p> <p>Addition of “Ningbo JF” case model numbers and “Retta” case model number equivalents in Table 17 in section 7.2.10.</p>
UK/0126/0034 Revision 17	27 August 2013	<p>Revision 17 issued:</p> <p>Addition of company logo and address as section 7.3.22.</p> <p>Addition of “Ningbo JF” case model numbers and “Profix” case model number equivalents in table 18 of section 7.2.11.</p>
UK/0126/0034 Revision 18	18 November 2013	<p>Revision 18 issued:</p> <p>Addition of company logo and address as section 7.3.23.</p> <p>Addition of section 7.2.12 new product code numbers with Table 19.</p> <p>Addition of company logo and address in section 7.3.24.</p>
UK/0126/0034 Revision 19	27 February 2014	<p>Revision 19 issued:</p> <p>Addition of company logo and address in section 7.3.25.</p> <p>Addition of “Ningbo JF” case model numbers and “Elit” case model number equivalents in table 20 of section 7.2.13.</p> <p>Addition of new “Ningbo JF” model numbers in section 7.2.14, table 21.</p> <p>Addition of company logo and address in section 7.3.26.</p> <p>Addition of “Ningbo JF” case model numbers and “Junior” case model number equivalents in table 22 of section 7.2.15.</p>
UK/0126/0034 Revision 20	17 July 2014	<p>Addition of section 7.3.27 for company logo, address and alternative model references.</p>
UK/0126/0034 Revision 21	03 November 2014	<p>Amendment to 7.2.15. Table 2 to include width and length information.</p> <p>Addition of section 7.2.16, 7.2.17 and 7.2.18 for alternative model references.</p> <p>Amendment to section 7.3.27. Subsections 7.3.27.1, 7.3.27.2 and 7.3.27.3 moved to</p>

		[new]section 7.2.16. Addition of section 7.3.28, 7.3.29 and 7.3.30 for alternative company logo and address.								
UK/0126/0034 Revision 22	18 November 2014	Addition of section 7.3.31 for alternative company logo and address.								
UK/0126/0034 Revision 23	10 September 2015	Addition of sections 7.2.19 and 7.2.20 for alternative model references Addition of sections 7.3.32, 7.3.33 and 7.3.34 for alternative company logos and addresses.								
UK/0126/0034 Revision 24	20 January 2016	Addition of section 7.2.21 for alternative model references								
UK/0126/0034 Revision 25	24 February 2016	Addition of models CR-585E and CR-1058X to Table 3. Addition of sections 7.2.22 for alternative model references and section 7.3.34 alternative company logo and address. Figure 22 added								
UK/0126/0034 Revision 26	17 November 2016	References to 2004/22/EC replaced with 2014/32/EU. Section 5.1.1: postal address added. Models CR-5HG53X, CR-3HG53W, CR-7HG53X and CR-3K12W added to section 7.2.9. Table added to section 7.3.33 (following sections 7.3.33 and 7.3.34 re-numbered to 7.3.34 and 7.3.35). Sections 7.3.36, 7.3.37, 7.3.38 and 7.3.39 added.								
UK/0126/0034 Revision 27	31 March 2017	Amendment to the table in Section 7.3.28. The table is moved to section 7.3.33'. The table in section 7.3.33 is amended to incorporate the models from section 7.3.28 and with additional models and alternative reference ID. <table><tr><td>Model Number</td><td>Stanley Model Number</td></tr><tr><td>CR-3K28</td><td>STHT30204-8</td></tr><tr><td>CR-5K28E</td><td>STHT33989-8</td></tr><tr><td>CR-8K28X</td><td>STHT33994-8</td></tr></table>	Model Number	Stanley Model Number	CR-3K28	STHT30204-8	CR-5K28E	STHT33989-8	CR-8K28X	STHT33994-8
Model Number	Stanley Model Number									
CR-3K28	STHT30204-8									
CR-5K28E	STHT33989-8									
CR-8K28X	STHT33994-8									
UK/0126/0034 Revision 28	11 October 2017	Addition of: <ul style="list-style-type: none">Table numbers to Tables 31 – 34 (sections 7.3.36 - 7.3.39)Alternative models (3G44W to 8G57X) to sections 7.3.37Section 7.3.40								
UK/0126/0034 Revision 29	21 June 2018	Editorial on Section 7.1.3 Table 3, case dimensions column replaced with note below the table. Addition of Section 7.3.41 and Table 38. Certificate renewed for a further 10 years.								



Figure 1 The blade

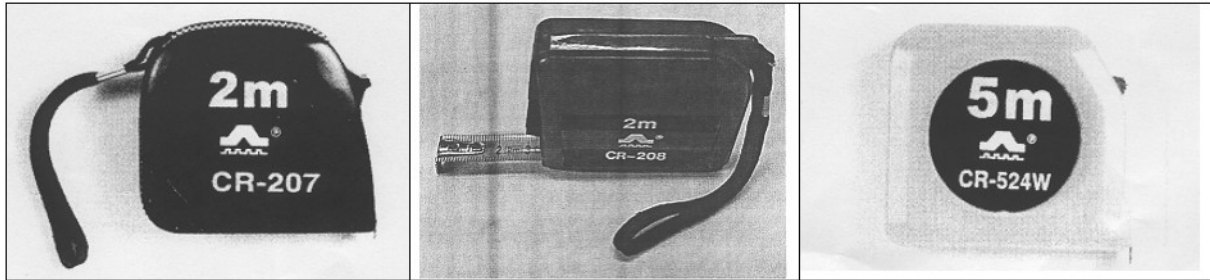


Figure 2 Example of the CR case styles



Figure 3 Example of a wide composite measure



Figure 4 Example of the steel line measure



Figure 5 Example of the series 35 case style



Figure 6 Example of the series 87 case style



Figure 7 Example of the series J1 case style



Figure 8 Example of the series 74 case style



Figure 9 Example of the series 76 case style



Figure 10 Example of the series 64 case style



Figure 11 Example of the series 75 case style



Figure 12 Example of the series 89 case style



Figure 13 Example of the series 96 case style



Figure 14 Example of the series 97 case style



Figure 15 Example of the series 90 case style



Figure 16 Example of the fiberglass line measure.




Figure 17 Example of approved method of use.



Figure 18 Example of closed case design



Figure 19 Example of Claw hook end, closed.



Figure 20 Example of the CR-5G48E case style



Figure 21 Example of the CR-5G45E case style



Figure 22 Example of the CR-G44 case style



Figure 23 Example of the Fixman case style

